Electrical Design Progression No. 26

CREATED	RESPONDED	DUE DATE	
8/9/2022			NEW

TO **Alder Construction-Val Martin**
,

FROM **Stantec-Steve Winfree**
,

LOCATION Spanish Fork Water Reclamation Facility 2028 North 200 East Spanish Fork , UT 84660
OWNER Spanish Fork City
ARCHITECT Fred Thalmann, Architect
GENERAL CONTRACTOR Alder Construction
PROJECT MANAGER J-U-B Engineers

QUESTION

See the attached updated drawing files capturing revisions based on *responses to Contractor initiated RFIs* AND *design progression* since the 90% Design Documents were posted on 7/6/2022. Only Sheets where revisions were made are included in the attached files below.

REFERENCES/ATTACHMENTS

SPECIFICATIONS	DRAWINGS	OTHER
		True

PROPOSED SOLUTION

POTENTIAL COST IMPACT	POTENTIAL SCHEDULE IMPACT
Yes	No

RESPONSE

RESPONSE BY

GENERAL SHEET NOTES

1. DETAILS ON THIS PAGE WERE THE LATEST AVAILABLE FROM SPANISH FORK POWER AND LIGHT AT THE TIME OF DESIGN. CONTRACTOR SHALL OBTAIN THE LATEST VERSIONS OF THESE DETAILS FROM SPANISH FORM POWER AND LIGHT AND COMPLY WITH THOSE.

TYPE OF CONDUIT	(MIN.) DEPTH TO TOP OF CONDUIT
COMMUNICATION	36" MIN.
STREET LIGHT	4'
2" ELECTRICAL SERVICE	4'
3" AND 4" ELECTRICAL	4'
3" SEC. & 4" PRIMARY TO TRANSFORMER	4'
3" PRIMARY	4'
6" ELECTRICAL	6'

TYPICAL JOINT TRENCH OF HIGH VOLTAGE, LOW VOLTAGE, & COMMUNICATIONS CONDUITS

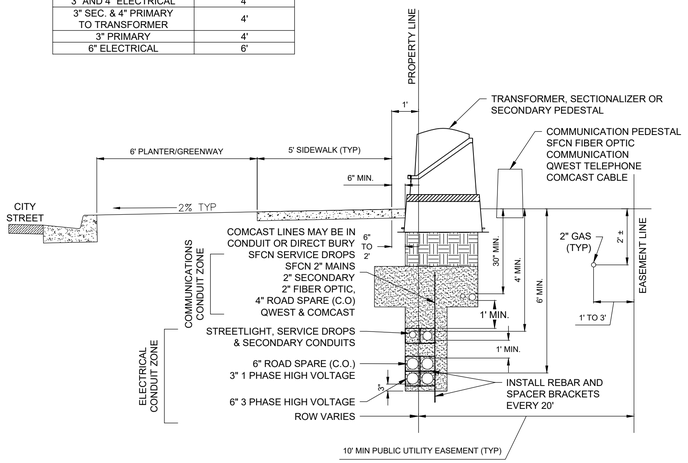

ALL POWER CONDUIT SHALL BE BURIED A MINIMUM OF 4' IN DEPTH TO TOP OF CONDUIT. IF HIGH VOLTAGE (12KV) CONDUITS & LOW VOLTAGE (600 VOLT) POWER CONDUITS ARE INSTALLED IN THE SAME TRENCH, THE HIGH VOLTAGE POWER SHALL ALWAYS BE INSTALLED BELOW LOW VOLTAGE POWER CONDUITS. IF THERE ARE MULTIPLE HIGH VOLTAGE CONDUITS (3" 1PHASE, 6" 3PHASE) IN THE SAME TRENCH, ALL HIGH VOLTAGE CONDUITS MAY BE INSTALLED AT THE DEPTH OF THE LARGEST CONDUIT (6")

NOTES:
1. COMMUNICATIONS CONDUIT ROUTING SHALL BE COORDINATED THROUGH THE SPANISH FORK ELECTRIC DEPARTMENT.
2. COMMUNICATIONS CONDUITS SHALL BE BEHIND OR TO THE SIDES OF TRANSFORMERS, SECTIONALIZERS OR JUNCTION BOX.
3. HIGH VOLTAGE PRIMARY CONDUITS SHALL ALWAYS BE BELOW SECONDARY CONDUITS.
4. REBAR SHALL BE CAPPED UNTIL BACKFILLED.
5. BACKFILL SHALL MEET THE REQUIREMENTS OF EARTHWORK AND TRENCHES AND OTHER STANDARDS IN THE CONSTRUCTION AND DEVELOPMENT STANDARDS.
6. ALL CONDUITS SHALL BE INSPECTED AT EACH "LIFT", AT THE COMPACTION LEVEL, AND FOR A FINAL INSPECTION.
7. A CAUTION TAPE SHALL BE PLACED DIRECTLY ON CONDUIT, AND A CAUTION TAPE SHALL BE PLACED 1' BELOW GRADE FOR BOTH POWER & CITY COMMUNICATIONS.
8. ONLY CONTINUOUS CONDUIT RUNS ARE PERMITTED. FACTORY JOINTS SHALL BE USED FOR ATTACHING FULL LENGTH CONDUITS TOGETHER UNLESS OTHERWISE APPROVED

SPANISH FORK CITY 40 SOUTH MAIN STREET SPANISH FORK, UT 84660 (801) 804-4550	**STANDARD DRAWING** ELECTRIC AND COMMUNICATION CONDUIT JOINT TRENCH DETAIL	DRAWN: TC DESIGN: TC REVISION: DATE: 1/18/2022	SCALE NONE STANDARD E-604

ORIENTATION VIEWED FROM TOP OF POLE

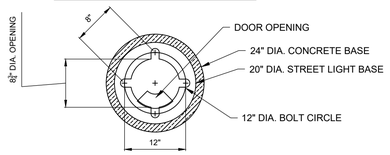

CURB

GUTTER

STREET LIGHT BASE DETAIL

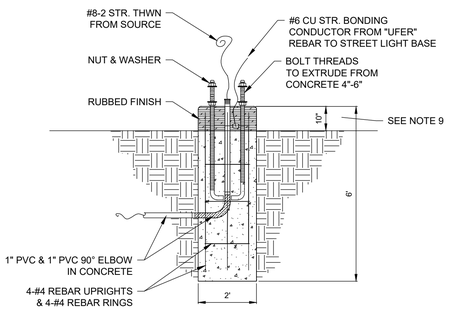

NOTES:
1. STREET LIGHT BASES SHALL BE INSPECTED PRIOR TO POURING CONCRETE.
2. STREET LIGHT BASES SHALL BE 2' IN DIAMETER AND 6' IN DEPTH WITH 10" OF BASE EXPOSED ABOVE TOP BACK OF CURB.
3. EXPOSED CONCRETE SHALL HAVE A RUBBED FINISH, WITH ALL HONEYCOMB OR CRACKS FILLED.
4. STREET LIGHT BASE SHALL BE 3' FROM TOP BACK OF CURB TO CENTER OF BASE IF NO PLANTER STRIP IS PRESENT.
5. SONNETUBE SHALL BE KEPT DRY AND SHALL NOT BE ALLOWED TO DEFORM IN ANY WAY.
6. CONCRETE COVER OVER REINFORCING STEEL SHALL BE 2" UNLESS OTHERWISE APPROVED.
7. USE 4-#4 REBAR UPRIGHTS & 4-#4 REBAR RINGS SPACED EVENLY AND KEPT 2" FROM SIDES, TOP AND BOTTOM OF CONCRETE.
8. GROUT GAP IN BETWEEN STREET LIGHT AND BASE & PROVIDE ½" DRAIN PIPE FOR WATER.
9. ALL STREET LIGHT BASES ALONG STATE ROADS ARE TO BE FLUSH WITH THE TBC.

SPANISH FORK CITY 40 SOUTH MAIN STREET SPANISH FORK, UT 84660 (801) 804-4550	**STANDARD DRAWING** STREET LIGHT POLE BASE DETAIL	DRAWN: JLR DESIGN: MHC REVISION: DATE: 1/18/2022	SCALE NONE STANDARD E-616

J-U-B ENGINEERS, INC.
392. E. Winchester St., Suite 300
Salt Lake City, UT 84107
Phone: 801.547.0393
www.jub.com

Subconsultant:
Stantec
Stantec
2890 E Cottonwood Pkwy
Suite 300, Salt Lake City, Ut 84121
Tel: +1.801.617.3200
www.stantec.com

AGENCY

REVIEW

REUSE OF DRAWINGS
J-U-B SHALL RETAIN ALL COMMON LAW, STATUTORY, COPYRIGHT AND OTHER RESERVED RIGHTS OF THESE DRAWINGS, AND THE SAME SHALL NOT BE REUSED WITHOUT J-U-B'S PRIOR WRITTEN CONSENT. ANY REUSE WITHOUT WRITTEN CONSENT BY J-U-B WILL BE AT CLIENTS SOLE RISK AND WITHOUT LIABILITY OR LEGAL EXPOSURE TO J-U-B.

NO.	DESCRIPTION	BY	APPR.	DATE
	REVISION			

SPANISH FORK & MAPLETON WRF
SPANISH FORK CITY CORPORATION

ELECTRICAL
SPANISH FORK POWER AND LIGHT DETAILS - II

A

FILE : 55-20-124 00E-911
JUB PROJ. # : 55-20-124
DRAWN BY: KES
DESIGN BY: KES
CHECKED BY: SK

ONE INCH
AT FULL SIZE, IF NOT ONE INCH, SCALE ACCORDINGLY

LAST UPDATED: 7/26/2022

DRAWING:
A 00-E-911

SHEET: ## OF

Plot Date:8/8/2022 8:54 AM Plotted By: Smith, Keith
Date Created:7/26/2022 C:\FW_WORKING\WTRKEISMITH\D0149714\55-20-124_00E-911.DWG

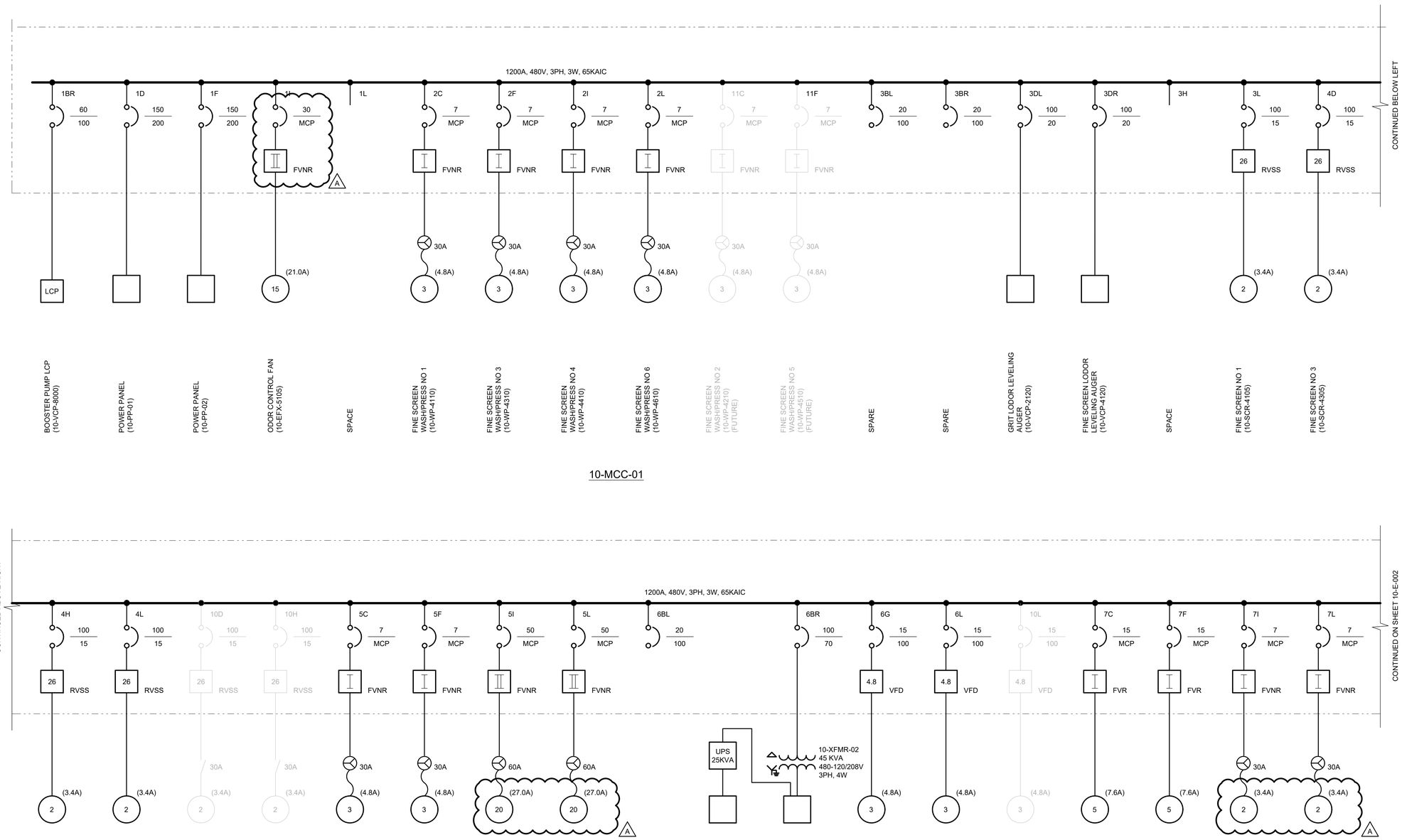

REUSE OF DRAWINGS:
J-U-B SHALL RETAIN ALL COMMON LAW, STATUTORY, COPYRIGHT AND OTHER RESERVED RIGHTS OF THESE DRAWINGS, AND THE SAME SHALL NOT BE REUSED WITHOUT J-U-B'S PRIOR WRITTEN CONSENT. ANY REUSE WITHOUT WRITTEN CONSENT BY J-U-B WILL BE AT CLIENTS SOLE RISK AND WITHOUT LIABILITY OR LEGAL EXPOSURE TO J-U-B.

NO.	DESCRIPTION	BY	APP'L	DATE
	REVISION			

J-U-B ENGINEERS, INC.

J-U-B ENGINEERS, INC.
392. E. Winchester St., Suite 300
Salt Lake City, UT 84107
Phone: 801.547.0393
www.jub.com

Subconsultant:

Stantec
Stantec
2890 E Cottonwood Pkwy
Suite 300, Salt Lake City, Ut
84121
Tel: +1.801.617.3200
www.stantec.com

AGENCY REVIEW

SPANISH FORK & MAPLETON WRF
SPANISH FORK CITY CORPORATION

10 - HEADWORKS
SINGLE LINE DIAGRAM - I

FILE : 55-20-124-10E-001
JUB PROJ. # : 55-20-124
DRAWN BY: KES
DESIGN BY: KES
CHECKED BY: SK

ONE INCH
AT FULL SIZE, IF NOT ONE INCH, SCALE ACCORDINGLY

LAST UPDATED: 8/3/2022

DRAWING:
10-E-001

SHEET: ## OF

Plot Date:8/8/2022 8:25 AM Plotted By: Smith, Keith
Date Created:8/3/2022 C:\FW_WORKING\WTRKEISMITH\D02026\155-20-124-10E-001.DWG

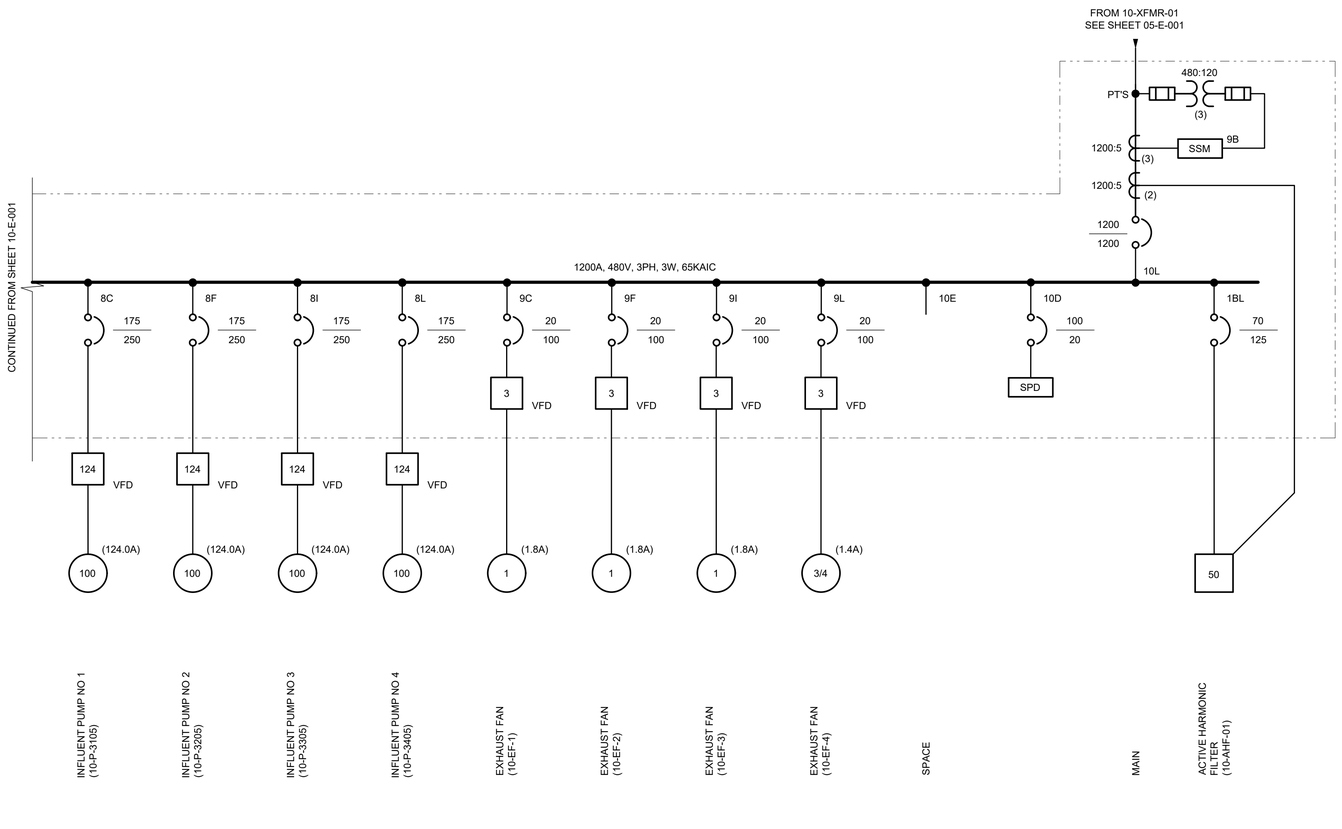

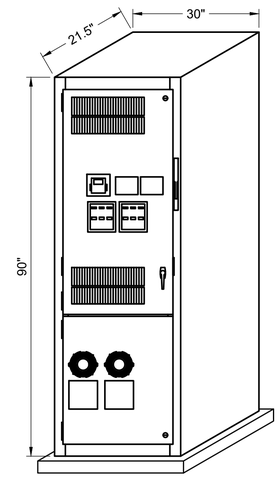

VFD (100 HP) ELEVATION

DIMENSIONS BASED ON
EATON "CPX" SERIES VFD

10-MCC-01

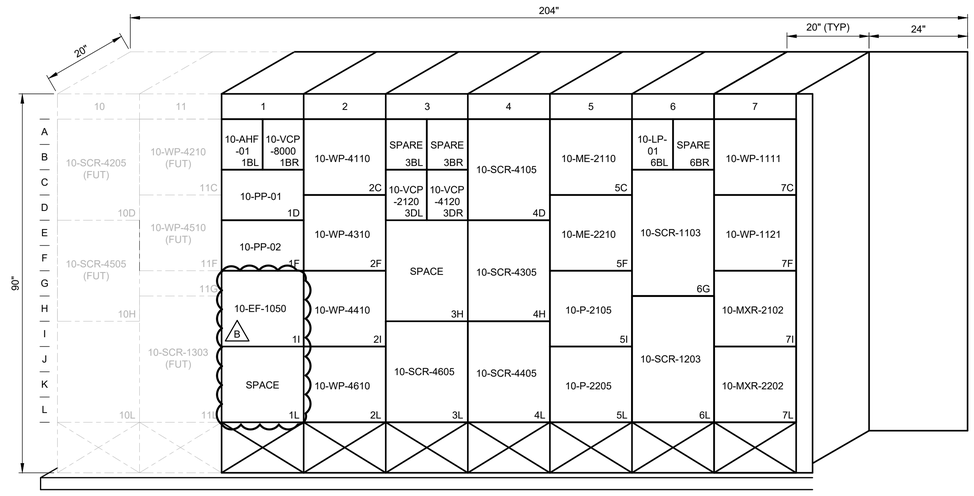

10-MCC-01 ELEVATION (LEFT SIDE)

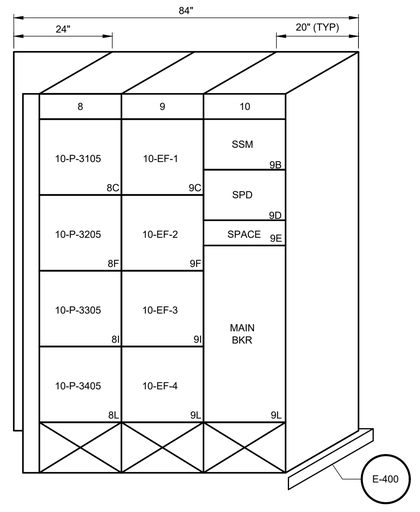

10-MCC-01 ELEVATION (RIGHT SIDE)

J-U-B ENGINEERS, INC.

J-U-B ENGINEERS, INC.
392. E. Winchester St., Suite 300
Salt Lake City, UT 84107
Phone: 801.547.0393
www.jub.com

Subconsultant:

Stantec

Stantec
2890 E Cottonwood Pkwy
Suite 300, Salt Lake City, Ut
84121
Tel: +1.801.617.3200
www.stantec.com

AGENCY

REVIEW

REUSE OF DRAWINGS
J-U-B SHALL RETAIN ALL COMMON LAW, STATUTORY, COPYRIGHT AND OTHER RESERVED RIGHTS OF THESE DRAWINGS, AND THE SAME SHALL NOT BE REUSED WITHOUT J-U-B'S PRIOR WRITTEN CONSENT. ANY REUSE WITHOUT WRITTEN CONSENT BY J-U-B WILL BE AT CLIENTS SOLE RISK AND WITHOUT LIABILITY OR LEGAL EXPOSURE TO J-U-B.

NO.	DESCRIPTION	BY	APP'L	DATE
	REVISION			

SPANISH FORK & MAPLETON WRF
SPANISH FORK CITY CORPORATION

10 - HEADWORKS
SINGLE LINE DIAGRAM - II

FILE : 55-20-124-10E-002
JUB PROJ. # : 55-20-124
DRAWN BY: KES
DESIGN BY: KES
CHECKED BY: SK

ONE INCH
AT FULL SIZE, IF NOT ONE INCH, SCALE ACCORDINGLY

LAST UPDATED: 8/1/2022

DRAWING:
10-E-002

SHEET: ## OF

Plot Date:8/8/2022 8:25 AM Plotted By: Smith, Keith
Date Created:8/1/2022 C:\FW_WORKING\WTRKEISMITH\D02026\155-20-124-10E-002.DWG

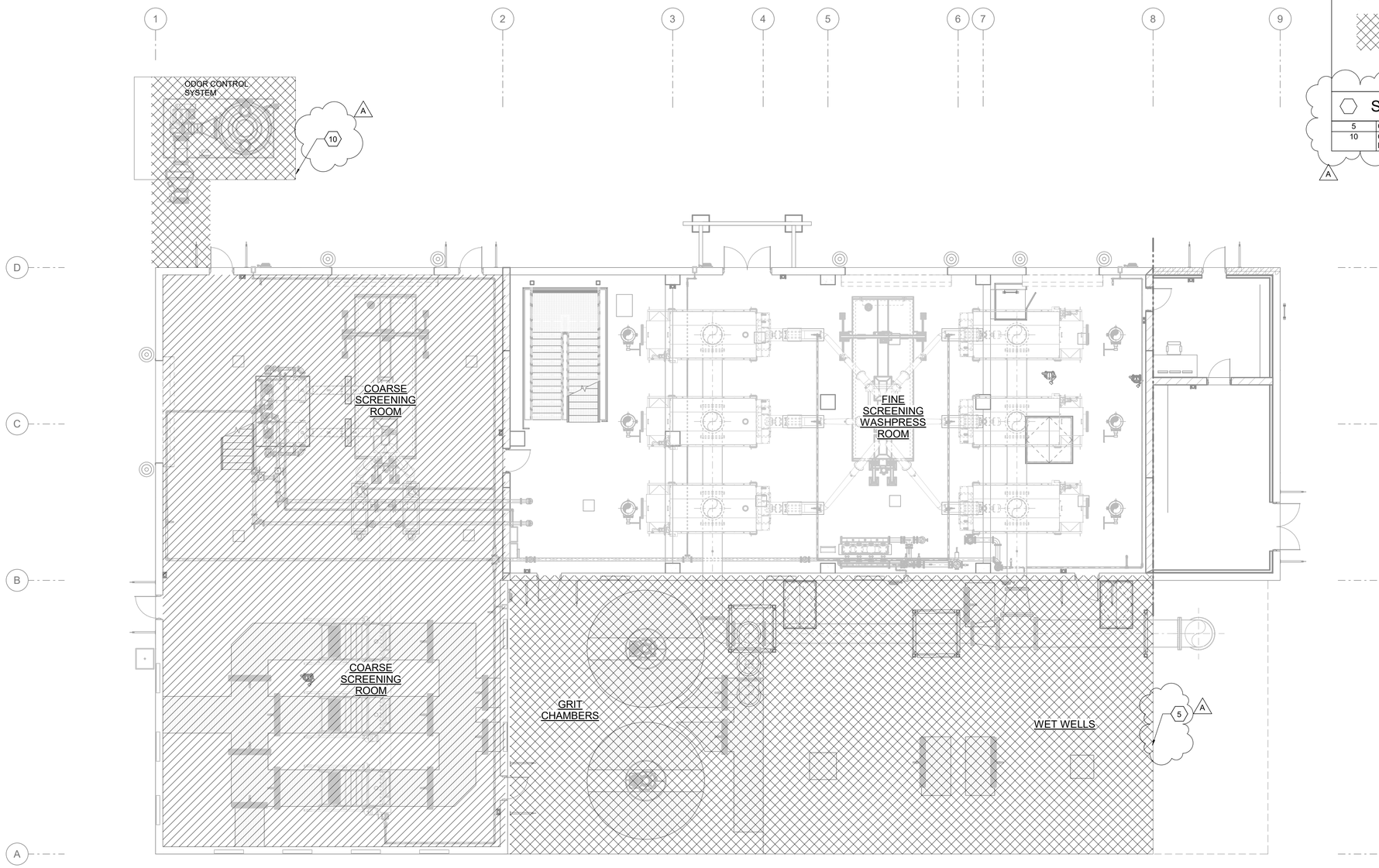

LEGEND

CLASS 1 DIV 1

CLASS 1 DIV 2

SHEET KEYNOTES

5	CLASSIFICATION IN THIS AREA EXTENDS 18" ABOVE FLOOR
10	CLASSIFICATION AROUND ODOR CONTROL EXTENDS 3 FT FROM ALL EQUIPMENT AND PIPING ASSOCIATED WITH THE ODOR CONTROL SYSTEM

A

GROUND FLOOR AREA CLASSIFICATION PLAN

SCALE: 1/8" = 1'-0"

J-U-B ENGINEERS, INC.

J-U-B ENGINEERS, INC.
392. E. Winchester St., Suite 300
Salt Lake City, UT 84107
Phone: 801.547.0393
www.jub.com

Subconsultant:

Stantec

Stantec
2890 E Cottonwood Pkwy
Ste 300
Salt Lake City, UT 84121
Tel: 801.617.3200
www.stantec.com

AGENCY

REVIEW

REUSE OF DRAWINGS

J-U-B SHALL RETAIN ALL COMMON LAW, STATUTORY, COPYRIGHT AND OTHER RESERVED RIGHTS IN THE DRAWINGS AND MATERIALS PREPARED BY J-U-B. NOT BE REUSED WITHOUT J-U-B'S PRIOR WRITTEN CONSENT. ANY REUSE WITHOUT WRITTEN CONSENT BY J-U-B WILL BE AT CLIENT'S SOLE RISK AND WITHOUT LIABILITY OR LEGAL EXPOSURE TO J-U-B.

NO.	DESCRIPTION	BY	APR.	DATE

REVISION

SPANISH FORK & MAPLETON WRF
SPANISH FORK CITY CORPORATION

10 - HEADWORKS
GROUND FLOOR AREA CLASSIFICATION PLAN

FILE:
JUB PROJ. #: 55-20-124
DRAWN BY: TBD
DESIGN BY: KES
CHECKED BY: SK

ONE INCH
AT FULL SIZE, IF NOT ONE INCH, SCALE ACCORDINGLY

LAST UPDATED: 07/08/2022

DRAWING:
10-E-102

SHEET: OF

8/8/2022 7:08:47 PM
BIM 360://Spanish Fork and Mapleton WRF Design/55-20-124_10e-mid.rvt

SHEET KEYNOTES

4	STUB CONDUITS FOR FUTURE EQUIPMENT IN THE SAME RELATIVE LOCATIONS AS THE CONDUITS FOR THE CURRENT EQUIPMENT ARE LOCATED. ENSURE CONDUIT IS CLEARLY TAGGED WHERE STUBBED UP.

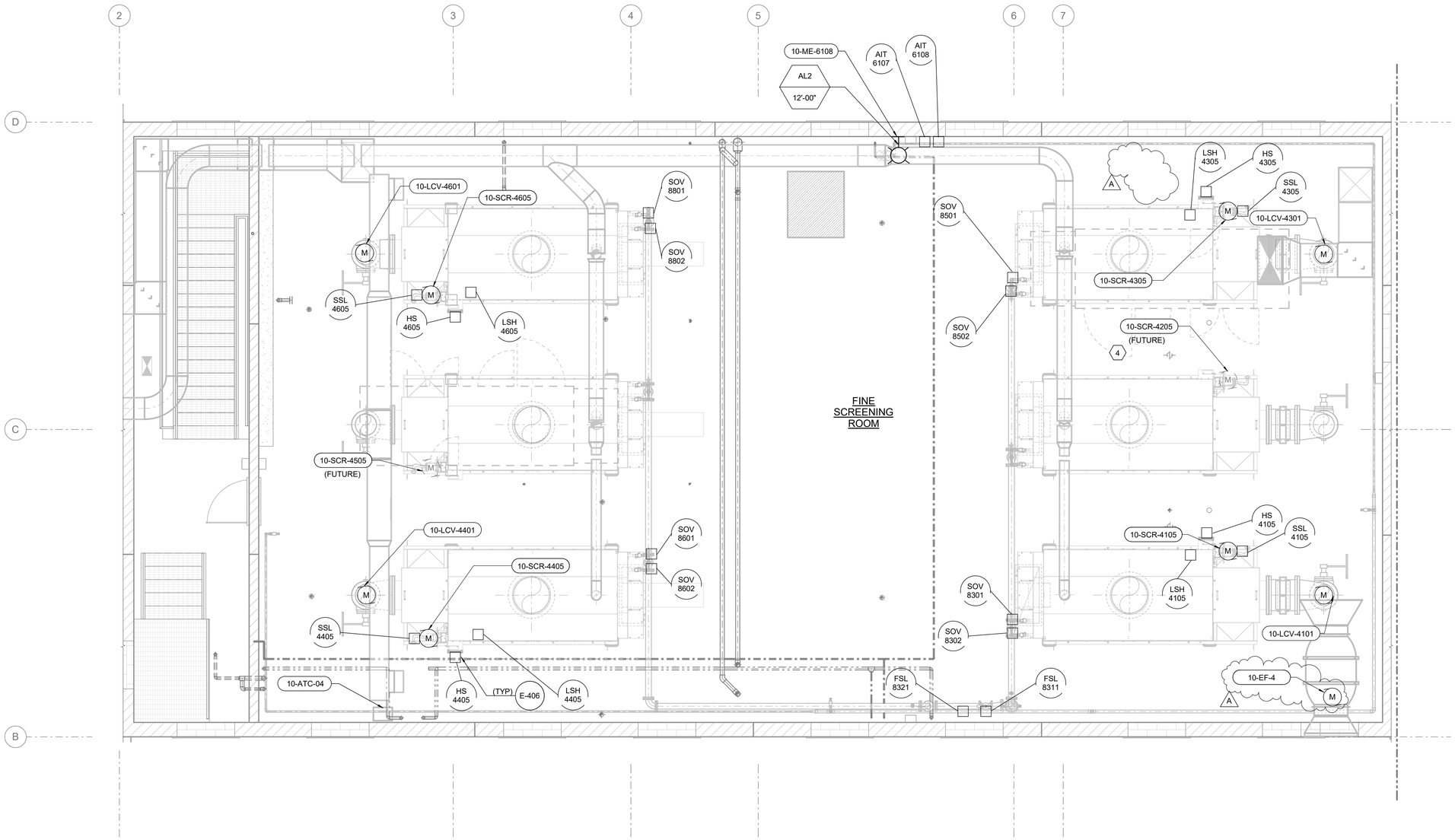

OVERALL UPPER FLOOR PLAN

SCALE: 1/4" = 1'-0"

J-U-B ENGINEERS, INC.

J-U-B ENGINEERS, INC.
392. E. Winchester St., Suite 300
Salt Lake City, UT 84107
Phone: 801.547.0393
www.jub.com

Subconsultant:

Stantec
Stantec
2890 E Cottonwood Pkwy
Ste 300
Salt Lake City, UT 84121
Tel: 801.617.3200
www.stantec.com

AGENCY

REVIEW

REUSE OF DRAWINGS

J-U-B SHALL RETAIN ALL COMMON LAW, STATUTORY, COPYRIGHT AND OTHER RESERVED RIGHTS IN THE DRAWINGS AND OTHER DOCUMENTS PREPARED BY J-U-B. THESE DRAWINGS AND OTHER DOCUMENTS SHALL NOT BE REUSED WITHOUT J-U-B'S PRIOR WRITTEN CONSENT. ANY REUSE WITHOUT WRITTEN CONSENT BY J-U-B WILL BE AT CLIENT'S SOLE RISK AND WITHOUT LIABILITY OR LEGAL EXPOSURE TO J-U-B.

NO.	DESCRIPTION	BY	APR.	DATE

REVISION

SPANISH FORK & MAPLETON WRF
SPANISH FORK CITY CORPORATION

10 - HEADWORKS
OVERALL UPPER FLOOR PLAN

FILE:	
JUB PROJ. #:	55-20-124
DRAWN BY:	TBD
DESIGN BY:	KES
CHECKED BY:	SK

ONE INCH
AT FULL SIZE, IF NOT ONE INCH, SCALE ACCORDINGLY

LAST UPDATED: 07/08/2022

DRAWING:
10-E-106

SHEET: OF

8/8/2022 7:19:33 PM
BIM 360://Spanish Fork and Mapleton WRF Design/55-20-124_10e-md.rvt

SHEET KEYNOTES

7	ROUTE CONDUITS FOR DEVICES IN COARSE SCREENINGS ROOM EXPOSED ALONG THIS WALL.

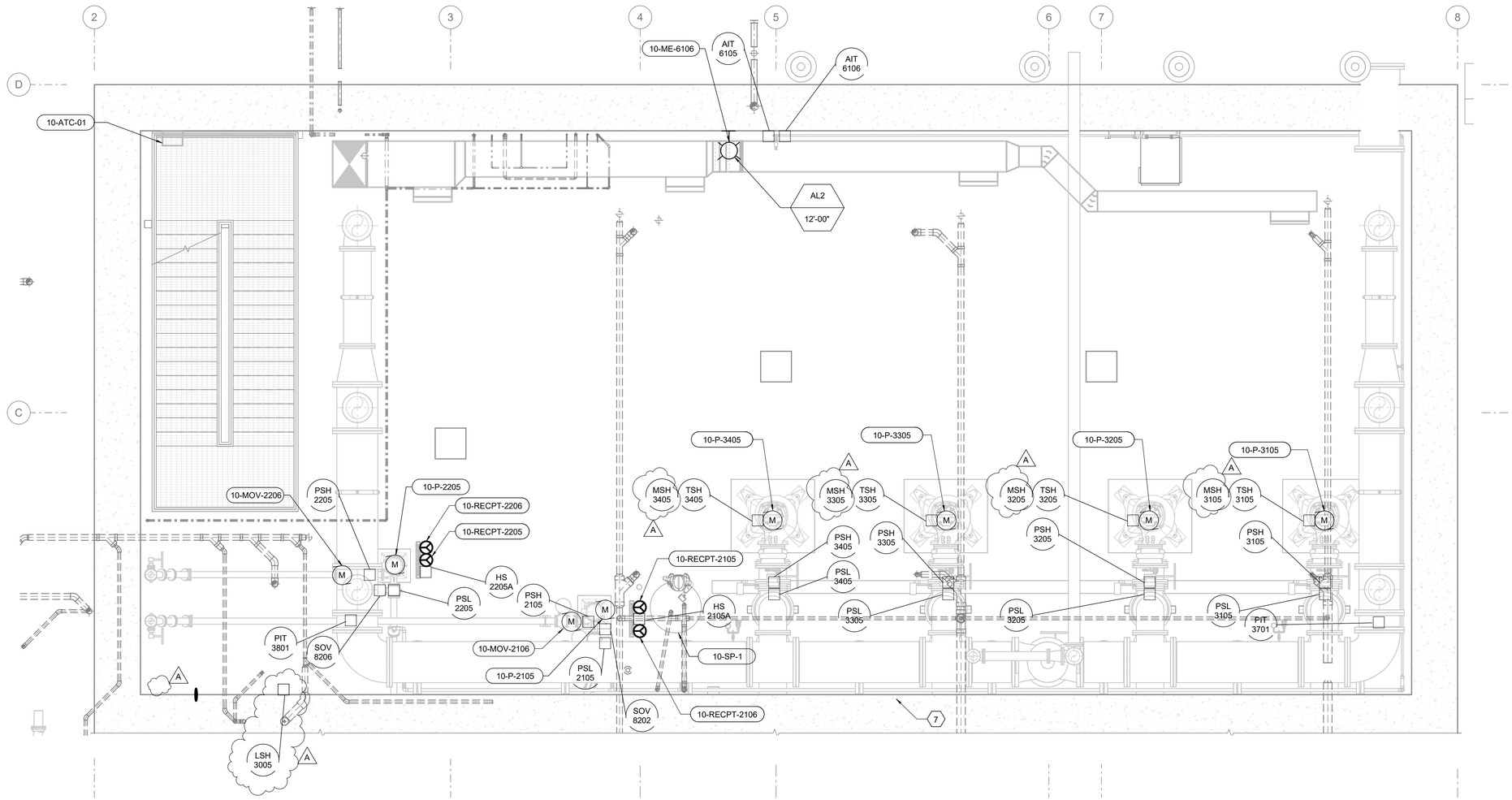

1 / 10-E-104 BASEMENT FLOOR PLAN

SCALE: 1/4" = 1'-0"

8/8/2022 7:11:37 PM
BIM 360://Spanish Fork and Mapleton WRF Design/55-20-124_10e-md.rvt

J-U-B ENGINEERS, INC.

J-U-B ENGINEERS, INC.
392. E. Winchester St., Suite 300
Salt Lake City, UT 84107
Phone: 801.547.0393
www.jub.com

Subconsultant:

Stantec

Stantec
2890 E Cottonwood Pkwy
Ste 300
Salt Lake City, UT 84121
Tel: 801.617.3200
www.stantec.com

AGENCY

REVIEW

REUSE OF DRAWINGS

J-U-B SHALL RETAIN ALL COMMON LAW, STATUTORY, COPYRIGHT AND OTHER RESERVED RIGHTS IN THE DRAWINGS, MAPS, PLANS, SPECIFICATIONS, AND ALL OTHER DOCUMENTS PREPARED BY J-U-B. THESE DOCUMENTS SHALL NOT BE REUSED WITHOUT J-U-B'S PRIOR WRITTEN CONSENT. ANY REUSE WITHOUT WRITTEN CONSENT BY J-U-B WILL BE AT CLIENT'S SOLE RISK AND WITHOUT LIABILITY OR LEGAL EXPOSURE TO J-U-B.

NO.	DESCRIPTION	BY	APP.	DATE

REVISION

SPANISH FORK & MAPLETON WRF
SPANISH FORK CITY CORPORATION

10 - HEADWORKS
BASEMENT FLOOR PLAN

FILE:
JUB PROJ. #: 55-20-124
DRAWN BY: TBD
DESIGN BY: KES
CHECKED BY:SK
ONE INCH
AT FULL SIZE, IF NOT ONE INCH, SCALE ACCORDINGLY
LAST UPDATED: 07/08/2022

DRAWING:
10-E-401

SHEET: OF

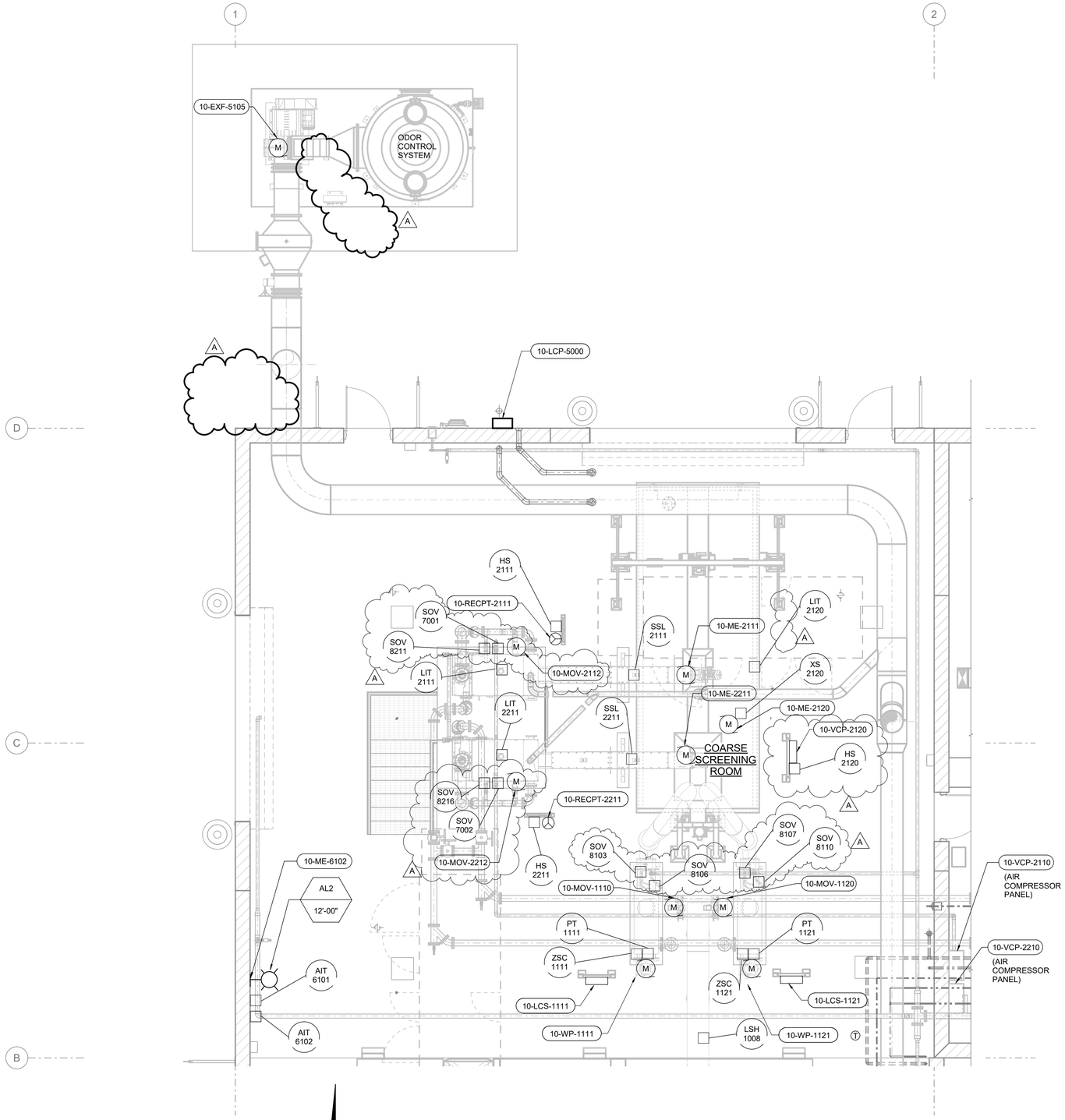

1 10-E-105 GROUND FLOOR PARTIAL PLAN - I

SCALE: 1/4" = 1'-0"

8/8/2022 7:12:26 PM
BIM 360://Spanish Fork and Mapleton WRF Design/55-20-124_10e-md.rvt

J-U-B ENGINEERS, INC.

J-U-B ENGINEERS, INC.
392. E. Winchester St., Suite 300
Salt Lake City, UT 84107
Phone: 801.547.0393
www.jub.com

Subconsultant:

Stantec

Stantec
2890 E Cottonwood Pkwy
Ste 300
Salt Lake City, UT 84121
Tel: 801.617.3200
www.stantec.com

AGENCY

REVIEW

REUSE OF DRAWINGS

J-U-B SHALL RETAIN ALL COMMON LAW, STATUTORY, COPYRIGHT AND OTHER RESERVED RIGHTS IN THE DRAWINGS AND OTHER DOCUMENTS PREPARED BY J-U-B. THE DRAWINGS AND OTHER DOCUMENTS SHALL NOT BE REUSED WITHOUT J-U-B'S PRIOR WRITTEN CONSENT. ANY REUSE WITHOUT WRITTEN CONSENT BY J-U-B WILL BE AT CLIENT'S SOLE RISK AND WITHOUT LIABILITY OR LEGAL EXPOSURE TO J-U-B.

NO.	DESCRIPTION	BY	APPR.	DATE
	REVISION			

SPANISH FORK & MAPLETON WRF
SPANISH FORK CITY CORPORATION

10 - HEADWORKS
GROUND FLOOR PARTIAL PLAN - I

FILE:
JUB PROJ. #: 55-20-124
DRAWN BY: TBD
DESIGN BY: KES
CHECKED BY:SK

ONE INCH
AT FULL SIZE, IF NOT ONE INCH, SCALE ACCORDINGLY

LAST UPDATED: 07/08/2022

DRAWING:
10-E-402

SHEET: OF

SHEET KEYNOTES

4	STUB CONDUITS FOR FUTURE EQUIPMENT IN THE SAME RELATIVE LOCATIONS AS THE CONDUITS FOR THE CURRENT EQUIPMENT ARE LOCATED. ENSURE CONDUIT IS CLEARLY TAGGED WHERE STUBBED UP.

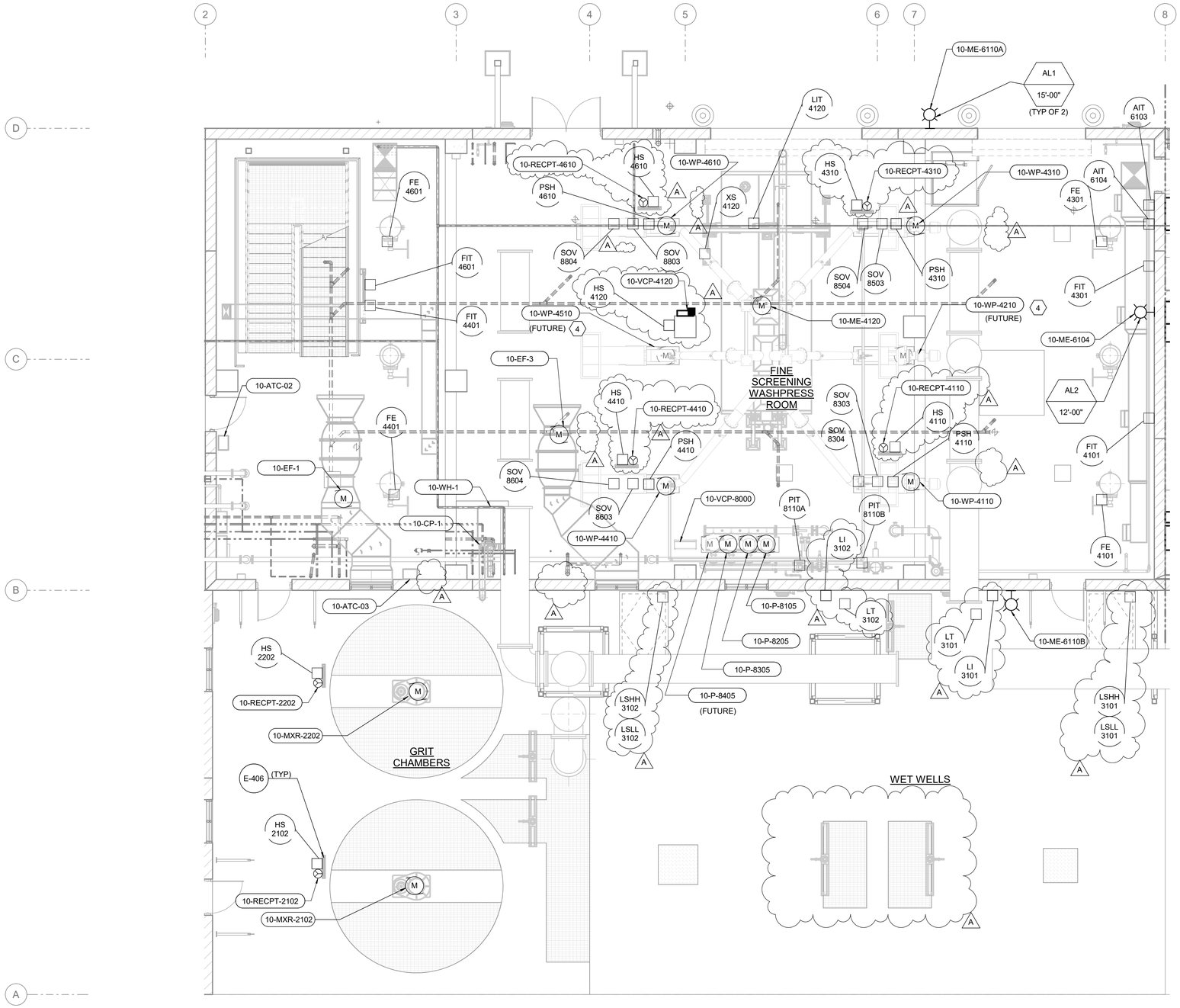

1 / 10-E-105 GROUND FLOOR PARTIAL PLAN - II

SCALE: 3/16" = 1'-0"

J-U-B ENGINEERS, INC.

J-U-B ENGINEERS, INC.
392. E. Winchester St., Suite 300
Salt Lake City, UT 84107
Phone: 801.547.0393
www.jub.com

Subconsultant:

Stantec
2890 E Cottonwood Pkwy
Ste 300
Salt Lake City, UT 84121
Tel: 801.617.3200
www.stantec.com

AGENCY

REVIEW

REUSE OF DRAWINGS

J-U-B SHALL RETAIN ALL COMMON LAW, STATUTORY, COPYRIGHT AND OTHER RESERVED RIGHTS IN THE DRAWINGS. THE DRAWINGS SHALL NOT BE REUSED WITHOUT J-U-B'S PRIOR WRITTEN CONSENT. ANY REUSE WITHOUT WRITTEN CONSENT BY J-U-B WILL BE AT CLIENT'S SOLE RISK AND WITHOUT LIABILITY OR LEGAL EXPOSURE TO J-U-B.

NO.	DESCRIPTION	BY	APR.	DATE
	REVISION			

SPANISH FORK & MAPLETON WRF
SPANISH FORK CITY CORPORATION

10 - HEADWORKS
GROUND FLOOR PARTIAL PLAN - II

FILE:
JUB PROJ. #: 55-20-124
DRAWN BY: TBD
DESIGN BY: KES
CHECKED BY: SK

ONE INCH
AT FULL SIZE. IF NOT ONE INCH, SCALE ACCORDINGLY

LAST UPDATED: 07/08/2022

DRAWING:
10-E-403

SHEET: OF

8/8/2022 7:21:50 PM
BIM 360://Spanish Fork and Mapleton WRF Design/55-20-124_10e-md.rvt

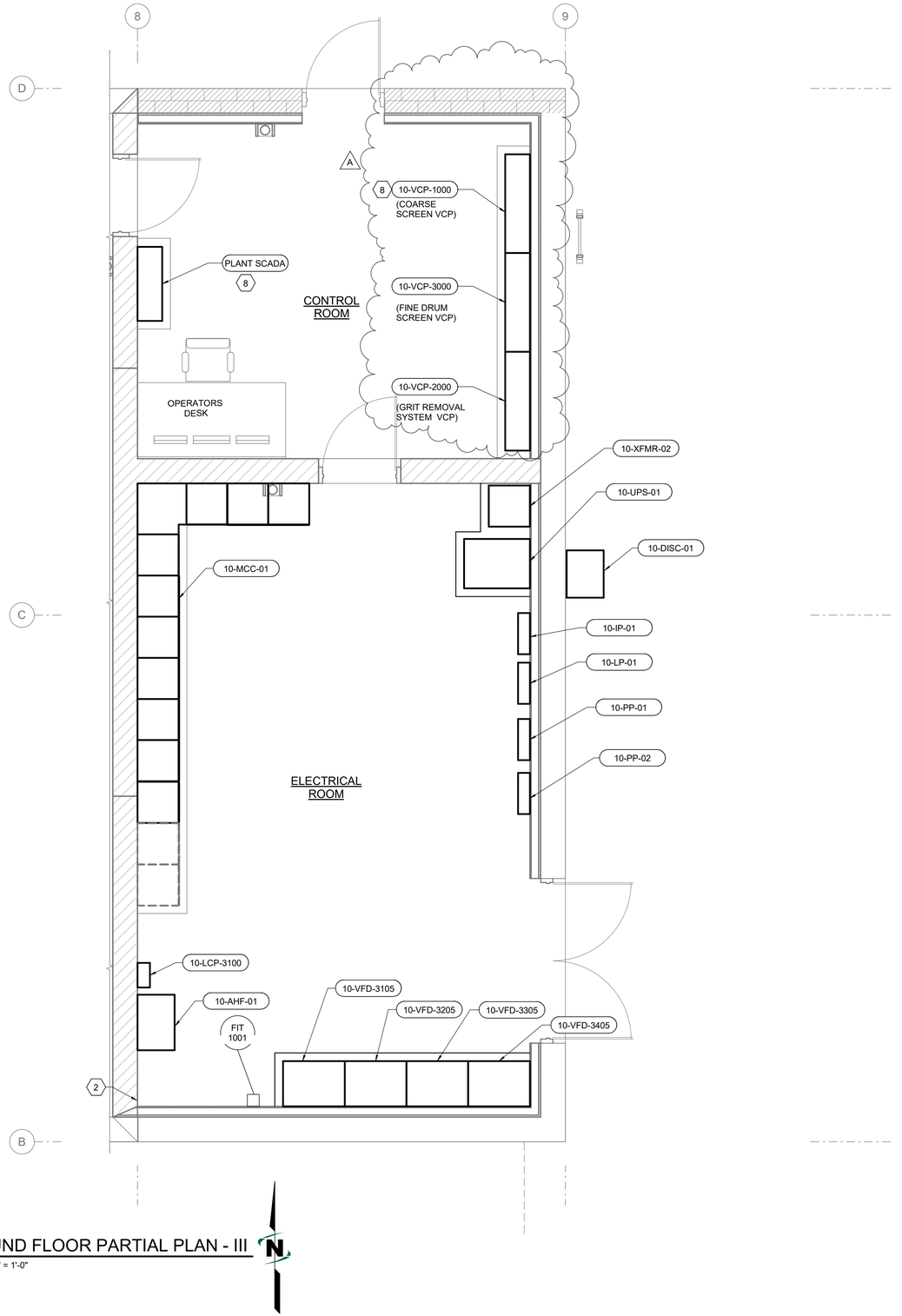

1 / 10-E-105 GROUND FLOOR PARTIAL PLAN - III

SCALE: 3/8" = 1'-0"

SHEET KEYNOTES

2	STUB AND CAP 4-3" CONDUITS IN CORNER OF ROOM TO PUMP ROOM BELOW FOR FUTURE INFLUENT PUMP VFDS
8	PROVIDE A SPARE 1 1/2" CONDUIT TO EACH OF THESE PANELS INTO THE DRYWELL SPACE BELOW AND CAP IN DRYWELL.

J-U-B ENGINEERS, INC.

J-U-B ENGINEERS, INC.
392. E. Winchester St., Suite 300
Salt Lake City, UT 84107
Phone: 801.547.0393
www.jub.com

Subconsultant:

Stantec

Stantec
2890 E Cottonwood Pkwy
Ste 300
Salt Lake City, UT 84121
Tel: 801.617.3200
www.stantec.com

AGENCY

REVIEW

REUSE OF DRAWINGS

J-U-B SHALL RETAIN ALL COMMON LAW, STATUTORY, COPYRIGHT AND OTHER RESERVED RIGHTS IN THE DRAWINGS AND OTHER DOCUMENTS AND SHALL NOT BE REUSED WITHOUT J-U-B'S PRIOR WRITTEN CONSENT. ANY REUSE WITHOUT WRITTEN CONSENT BY J-U-B WILL BE AT CLIENT'S SOLE RISK AND WITHOUT LIABILITY OR LEGAL EXPOSURE TO J-U-B.

NO.	DESCRIPTION	BY	APR.	DATE

REVISION

SPANISH FORK & MAPLETON WRF
SPANISH FORK CITY CORPORATION

10 - HEADWORKS
GROUND FLOOR PARTIAL PLAN - III

FILE:
JUB PROJ. #: 55-20-124
DRAWN BY: TBD
DESIGN BY: KES
CHECKED BY:SK

ONE INCH
AT FULL SIZE, IF NOT ONE INCH, SCALE ACCORDINGLY

LAST UPDATED: 07/08/2022

DRAWING:
10-E-404

SHEET: OF

8/8/2022 7:12:30 PM
BIM 360://Spanish Fork and Mapleton WRF Design/55-20-124_10e-md.rvt

SHEET KEYNOTES

8	PROVIDE A SPARE 1 1/2" CONDUIT TO EACH OF THESE PANELS INTO THE DRYWELL SPACE BELOW AND CAP IN DRYWELL.
9	ALL DEVICES LOCATED SOUTH OF THE NORTH MOST CHANNEL SHALL BE FED VIA EXPOSED CONDUITS ROUTED OVERHEAD.

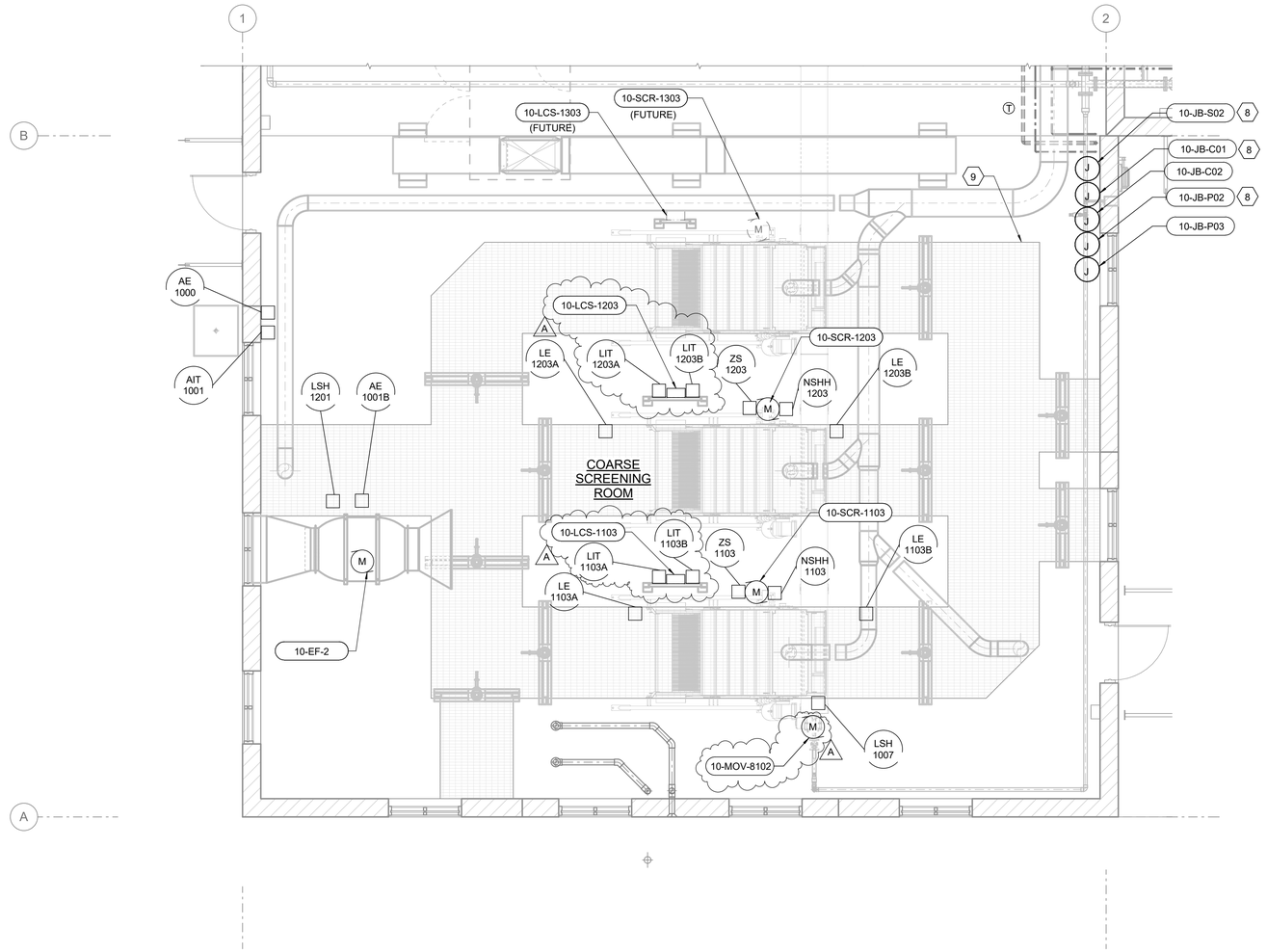

1 10-E-105 GROUND FLOOR PARTIAL PLAN - IV

SCALE: 1/4" = 1'-0"

J-U-B ENGINEERS, INC.

J-U-B ENGINEERS, INC.
392. E. Winchester St., Suite 300
Salt Lake City, UT 84107
Phone: 801.547.0393
www.jub.com

Subconsultant:

Stantec

Stantec
2890 E Cottonwood Pkwy
Ste 300
Salt Lake City, UT 84121
Tel: 801.617.3200
www.stantec.com

AGENCY

REVIEW

REUSE OF DRAWINGS

J-U-B SHALL RETAIN ALL COMMON LAW, STATUTORY, COPYRIGHT AND OTHER RESERVED RIGHTS IN THESE DRAWINGS AND THEY SHALL NOT BE REUSED WITHOUT J-U-B'S PRIOR WRITTEN CONSENT. ANY REUSE WITHOUT WRITTEN CONSENT BY J-U-B WILL BE AT CLIENT'S SOLE RISK AND WITHOUT LIABILITY OR LEGAL EXPOSURE TO J-U-B.

NO.	DESCRIPTION	BY	APR.	DATE

REVISION

SPANISH FORK & MAPLETON WRF
SPANISH FORK CITY CORPORATION

10 - HEADWORKS
GROUND FLOOR PARTIAL PLAN - IV

FILE:
JUB PROJ. #: 55-20-124
DRAWN BY: TBD
DESIGN BY: KES
CHECKED BY:SK

ONE INCH
AT FULL SIZE, IF NOT ONE INCH, SCALE ACCORDINGLY

LAST UPDATED: 07/08/2022

DRAWING:
10-E-405

SHEET: OF

8/8/2022 7:12:24 PM
BM 360://Spanish Fork and Mapleton WRF Design\55-20-124_10e-mnd.rvt

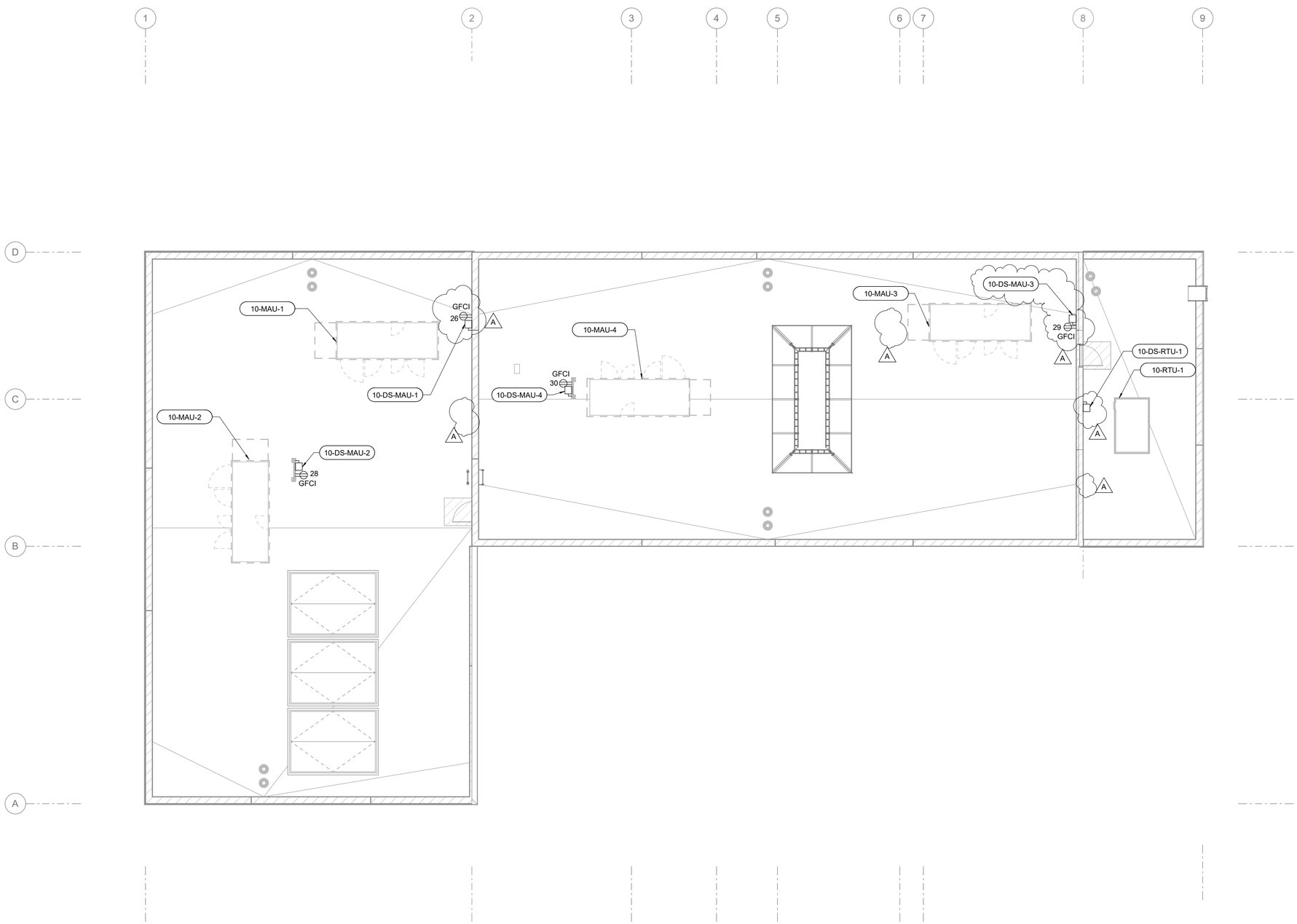

ROOF POWER PLAN

SCALE: 1/8" = 1'-0"

8/8/2022 7:12:35 PM
BIM 360://Spanish Fork and Mapleton WRF Design/55-20-124_10e-end.rvt

J-U-B ENGINEERS, INC.

J-U-B ENGINEERS, INC.
392. E. Winchester St., Suite 300
Salt Lake City, UT 84107
Phone: 801.547.0393
www.jub.com

Subconsultant:

Stantec

Stantec
2890 E Cottonwood Pkwy
Ste 300
Salt Lake City, UT 84121
Tel: 801.617.3200
www.stantec.com

AGENCY

REVIEW

REUSE OF DRAWINGS

J-U-B SHALL RETAIN ALL COMMON LAW, STATUTORY, COPYRIGHT AND OTHER RESERVED RIGHTS OF THE USE OF DRAWINGS AND SPECIFICATIONS AND SHALL NOT BE REUSED WITHOUT J-U-B'S PRIOR WRITTEN CONSENT. ANY REUSE WITHOUT WRITTEN CONSENT BY J-U-B WILL BE AT CLIENT'S SOLE RISK AND WITHOUT LIABILITY OR LEGAL EXPOSURE TO J-U-B.

NO.	DESCRIPTION	BY	APP'L	DATE

REVISION

SPANISH FORK & MAPLETON WRF
SPANISH FORK CITY CORPORATION

10 - HEADWORKS
ROOF POWR PLAN

FILE:
JUB PROJ. #: 55-20-124
DRAWN BY: TBD
DESIGN BY: KES
CHECKED BY: SK

ONE INCH
AT FULL SIZE, IF NOT ONE INCH, SCALE ACCORDINGLY

LAST UPDATED: 07/08/2022

DRAWING:
10-E-406

SHEET: OF

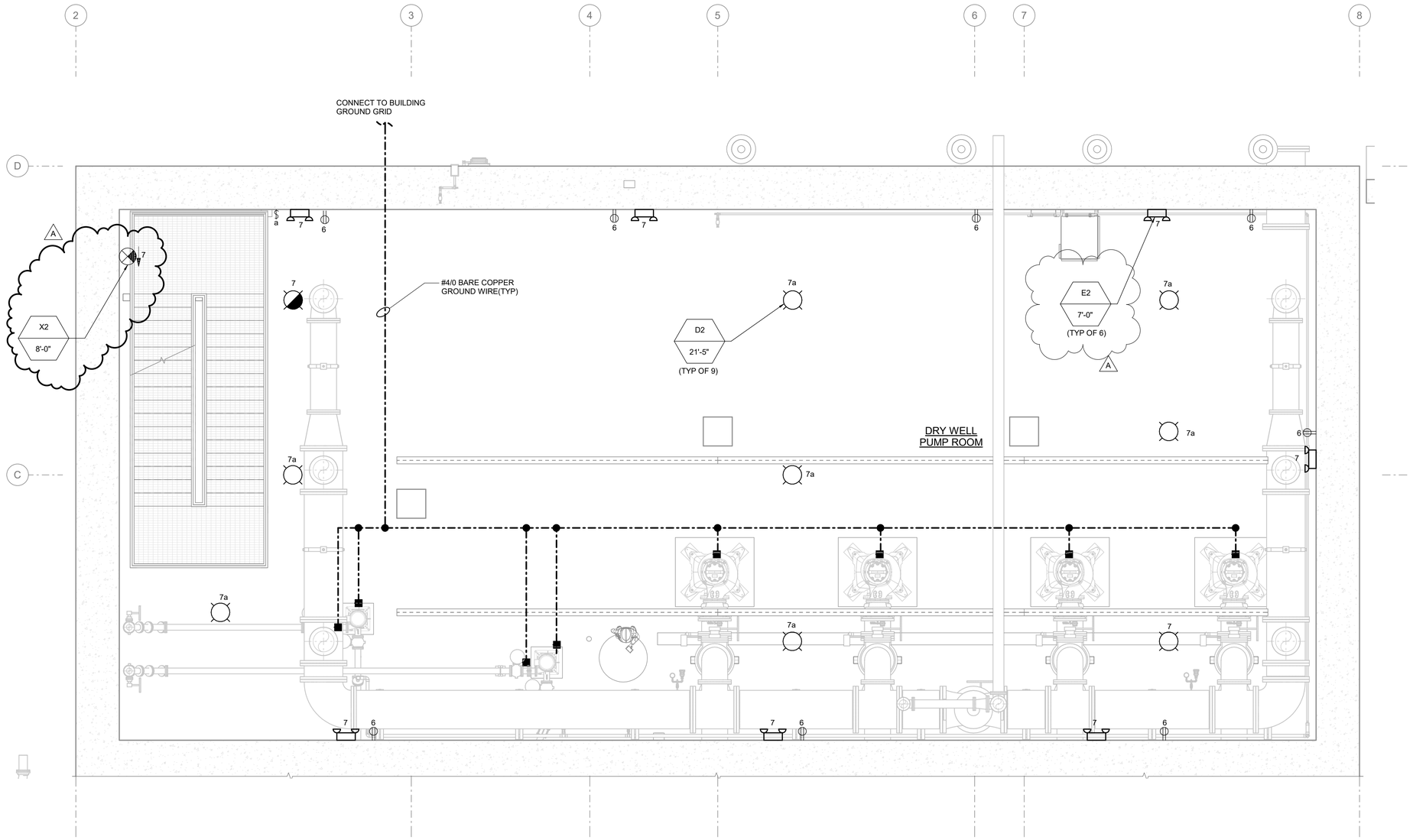

1 10-E-104 BASEMENT FLOOR LIGHTING, RECEPTACLE AND GROUNDING PLAN - I

SCALE: 1/4" = 1'-0"

8/8/2022 7:12:39 PM
BIM 360://Spanish Fork and Mapleton WRF Design/55-20-124_10e-md.rvt

J-U-B ENGINEERS, INC.

J-U-B ENGINEERS, INC.
392. E. Winchester St., Suite 300
Salt Lake City, UT 84107
Phone: 801.547.0393
www.jub.com

Subconsultant:

Stantec

Stantec
2890 E Cottonwood Pkwy
Ste 300
Salt Lake City, UT 84121
Tel: 801.617.3200
www.stantec.com

AGENCY

REVIEW

REUSE OF DRAWINGS

J-U-B SHALL RETAIN ALL COMMON LAW, STATUTORY, COPYRIGHT AND OTHER RESERVED RIGHTS IN THESE DRAWINGS AND SPECIFICATIONS. THEY SHALL NOT BE REUSED WITHOUT J-U-B'S PRIOR WRITTEN CONSENT. ANY REUSE WITHOUT WRITTEN CONSENT BY J-U-B WILL BE AT CLIENT'S SOLE RISK AND WITHOUT LIABILITY OR LEGAL EXPOSURE TO J-U-B.

NO.	DESCRIPTION	BY	APPR.	DATE

REVISION

SPANISH FORK & MAPLETON WRF
SPANISH FORK CITY CORPORATION

10 - HEADWORKS
BASEMENT FLOOR LIGHTING, RECEPTACLE AND GROUNDING PLAN - I

FILE:
JUB PROJ. #: 55-20-124
DRAWN BY: TBD
DESIGN BY: KES
CHECKED BY:SK

ONE INCH
AT FULL SIZE, IF NOT ONE INCH, SCALE ACCORDINGLY

LAST UPDATED: 07/08/2022

DRAWING:
10-E-407

SHEET: OF

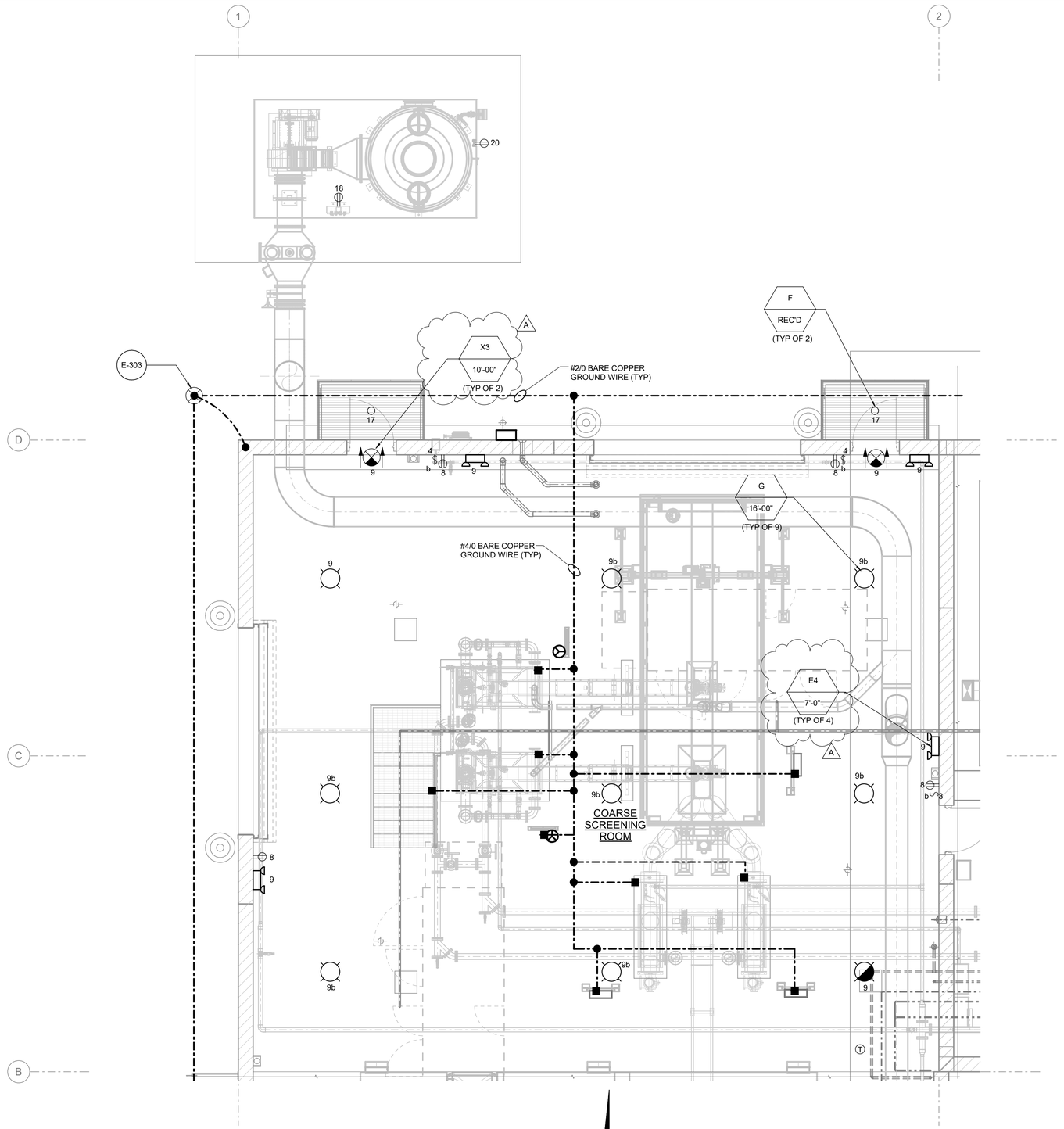

1 / 10-E-105 GROUND FLOOR LIGHTING, RECEPTACLE AND GROUNDING PLAN - I

SCALE: 1/4" = 1'-0"

8/8/2022 7:12:41 PM
BIM 360://Spanish Fork and Mapleton WRF Design/55-20-124_10e-mid.rvt

J-U-B ENGINEERS, INC.

J-U-B ENGINEERS, INC.
392. E. Winchester St., Suite 300
Salt Lake City, UT 84107
Phone: 801.547.0393
www.jub.com

Subconsultant:

Stantec

Stantec
2890 E Cottonwood Pkwy
Ste 300
Salt Lake City, UT 84121
Tel: 801.617.3200
www.stantec.com

AGENCY

REVIEW

REUSE OF DRAWINGS

J-U-B SHALL RETAIN ALL COMMON LAW, STATUTORY, COPYRIGHT AND OTHER RESERVED RIGHTS IN THESE DRAWINGS. ALL DRAWINGS SHALL NOT BE REUSED WITHOUT J-U-B'S PRIOR WRITTEN CONSENT. ANY REUSE WITHOUT WRITTEN CONSENT BY J-U-B WILL BE AT CLIENT'S SOLE RISK AND WITHOUT LIABILITY OR LEGAL EXPOSURE TO J-U-B.

NO.	DESCRIPTION	BY	APR.	DATE
	REVISION			

SPANISH FORK & MAPLETON WRF
SPANISH FORK CITY CORPORATION

10 - HEADWORKS
GROUND FLOOR LIGHTING, RECEPTACLE AND GROUNDING PLAN - I

FILE:
JUB PROJ. #: 55-20-124
DRAWN BY: TBD
DESIGN BY: KES
CHECKED BY: SK

ONE INCH
AT FULL SIZE. IF NOT ONE INCH, SCALE ACCORDINGLY

LAST UPDATED: 07/08/2022

DRAWING:
10-E-408

SHEET: OF

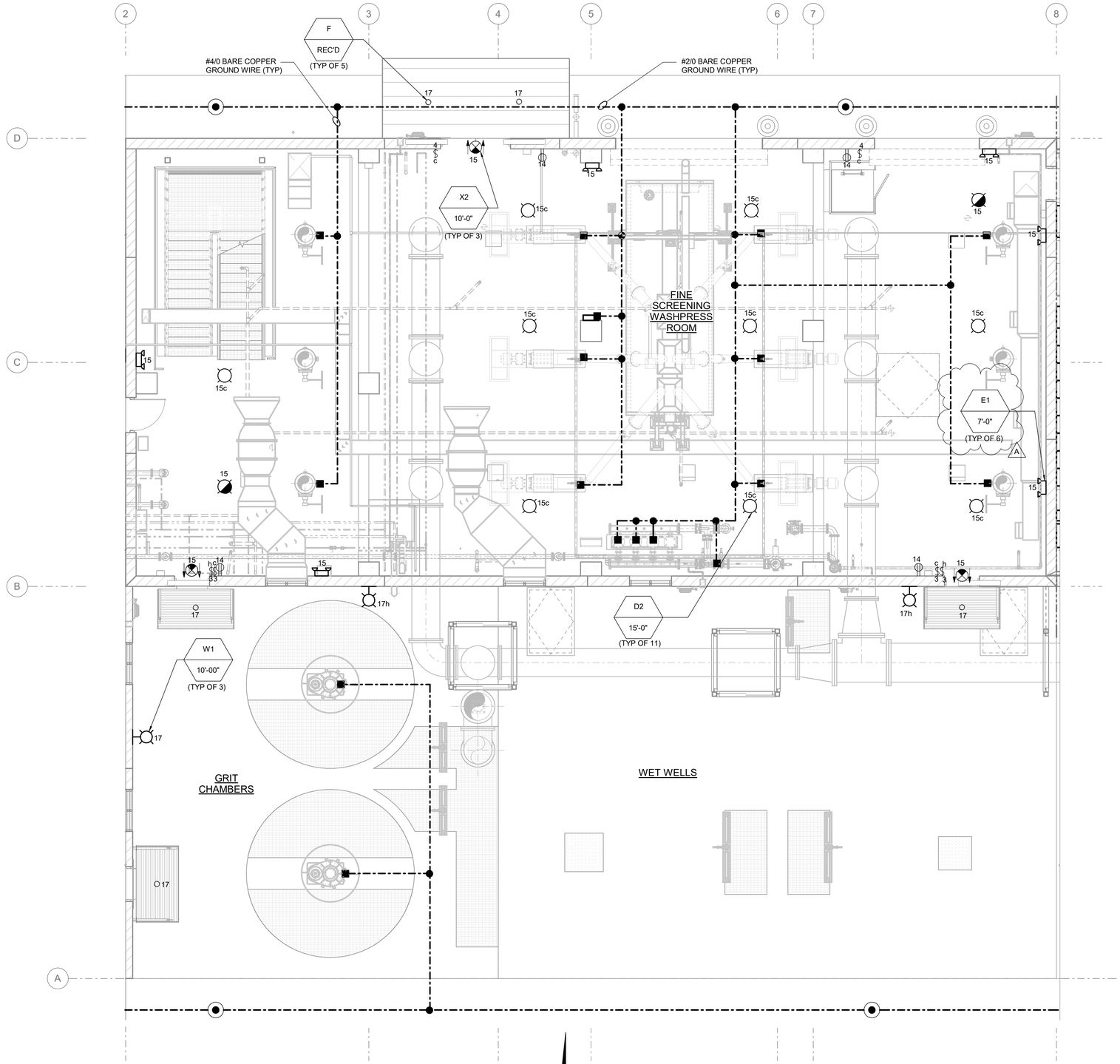

1 / 10-E-105 GROUND FLOOR LIGHTING, RECEPTACLE AND GROUNDING PLAN - II

SCALE: 3/16" = 1'-0"

8/8/2022 7:12:50 PM
BIM 360://Spanish Fork and Mapleton WRF Design/55-20-124_10e-md.rvt

J-U-B ENGINEERS, INC.

J-U-B ENGINEERS, INC.
392. E. Winchester St., Suite 300
Salt Lake City, UT 84107
Phone: 801.547.0393
www.jub.com

Subconsultant:

Stantec

Stantec
2890 E Cottonwood Pkwy
Ste 300
Salt Lake City, UT 84121
Tel: 801.617.3200
www.stantec.com

AGENCY

REVIEW

REUSE OF DRAWINGS

J-U-B SHALL RETAIN ALL COMMON LAW, STATUTORY, COPYRIGHT AND OTHER RESERVED RIGHTS OF THE USE OF DRAWINGS, PLANS, SPECIFICATIONS AND ALL NOT BE REUSED WITHOUT J-U-B'S PRIOR WRITTEN CONSENT. ANY REUSE WITHOUT WRITTEN CONSENT BY J-U-B WILL BE AT CLIENT'S SOLE RISK AND WITHOUT LIABILITY OR LEGAL EXPOSURE TO J-U-B.

NO.	DESCRIPTION	BY	APR.	DATE
	REVISION			

SPANISH FORK & MAPLETON WRF
SPANISH FORK CITY CORPORATION

10 - HEADWORKS
GROUND FLOOR LIGHTING, RECEPTACLE AND GROUNDING PLAN - II

FILE:
JUB PROJ. #: 55-20-124
DRAWN BY: TBD
DESIGN BY: KES
CHECKED BY:SK

ONE INCH
AT FULL SIZE. IF NOT ONE INCH, SCALE ACCORDINGLY

LAST UPDATED: 07/08/2022

DRAWING:
10-E-409

SHEET: OF

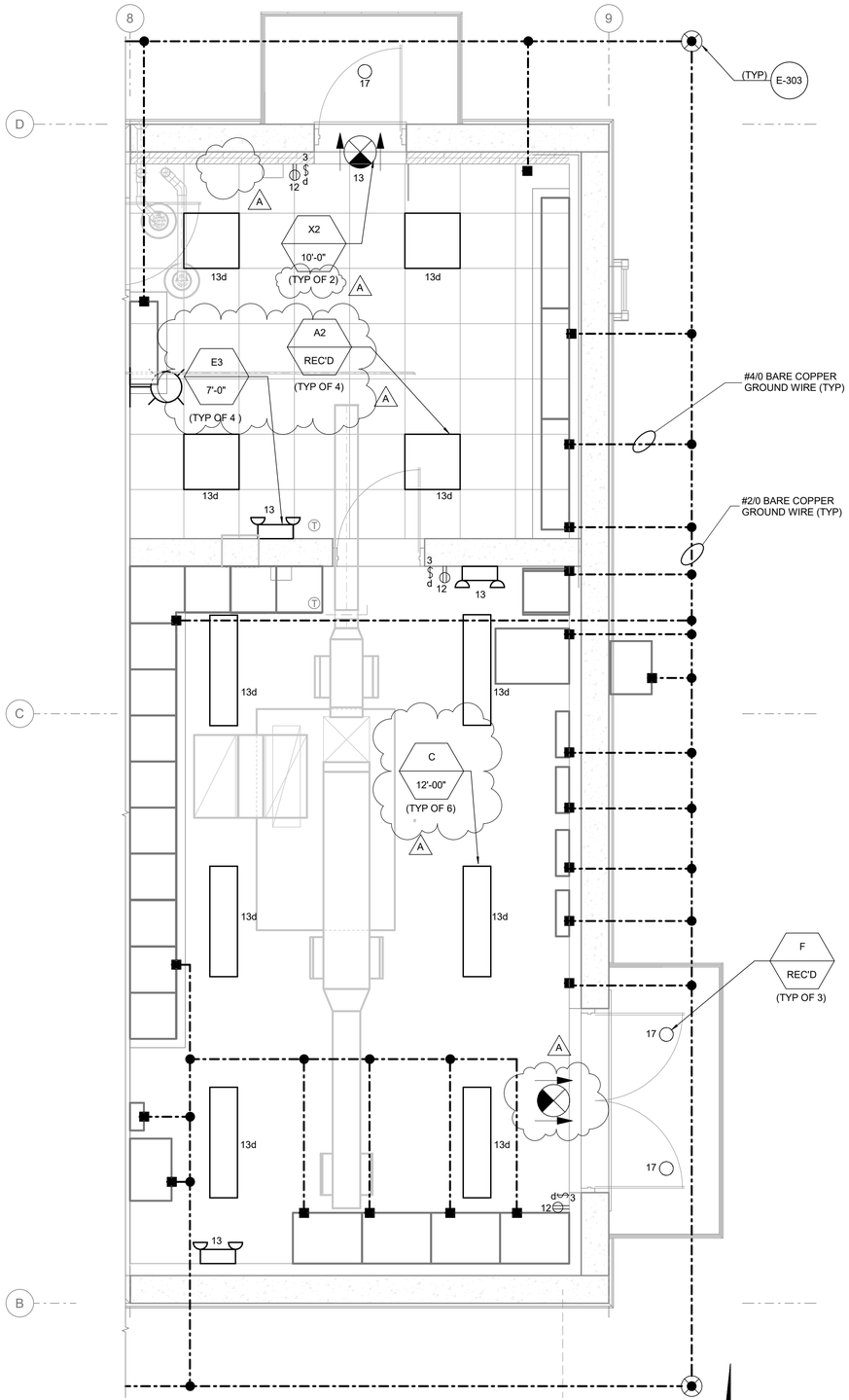

1 10-E-105 GROUND FLOOR LIGHTING, RECEPTACLE AND GROUNDING PLAN - III

SCALE: 3/8" = 1'-0"

8/8/2022 7:12:51 PM
BM 360://Spanish Fork and Mapleton WRF Design/55-20-124_10e-md.rvt

J-U-B ENGINEERS, INC.

J-U-B ENGINEERS, INC.
392. E. Winchester St., Suite 300
Salt Lake City, UT 84107
Phone: 801.547.0393
www.jub.com

Subconsultant:

Stantec

Stantec
2890 E Cottonwood Pkwy
Ste 300
Salt Lake City, UT 84121
Tel: 801.617.3200
www.stantec.com

AGENCY

REVIEW

REUSE OF DRAWINGS

J-U-B SHALL RETAIN ALL COMMON LAW, STATUTORY, COPYRIGHT AND OTHER RESERVED RIGHTS IN THE DRAWINGS, MATERIALS AND DESIGN THAT J-U-B PREPARES OR CAUSES TO BE PREPARED. THE DRAWINGS SHALL NOT BE REUSED WITHOUT J-U-B'S PRIOR WRITTEN CONSENT. ANY REUSE WITHOUT WRITTEN CONSENT BY J-U-B WILL BE AT CLIENT'S SOLE RISK AND WITHOUT LIABILITY OR LEGAL EXPOSURE TO J-U-B.

NO.	DESCRIPTION	BY	APR.	DATE

REVISION

SPANISH FORK & MAPLETON WRF
SPANISH FORK CITY CORPORATION

GROUND FLOOR LIGHTING, RECEPTACLE AND GROUNDING PLAN - III

10 - HEADWORKS

FILE:
JUB PROJ. #: 55-20-124
DRAWN BY: TBD
DESIGN BY: KES
CHECKED BY:SK

ONE INCH
AT FULL SIZE, IF NOT ONE INCH, SCALE ACCORDINGLY

LAST UPDATED: 07/08/2022

DRAWING:
10-E-410

SHEET: OF

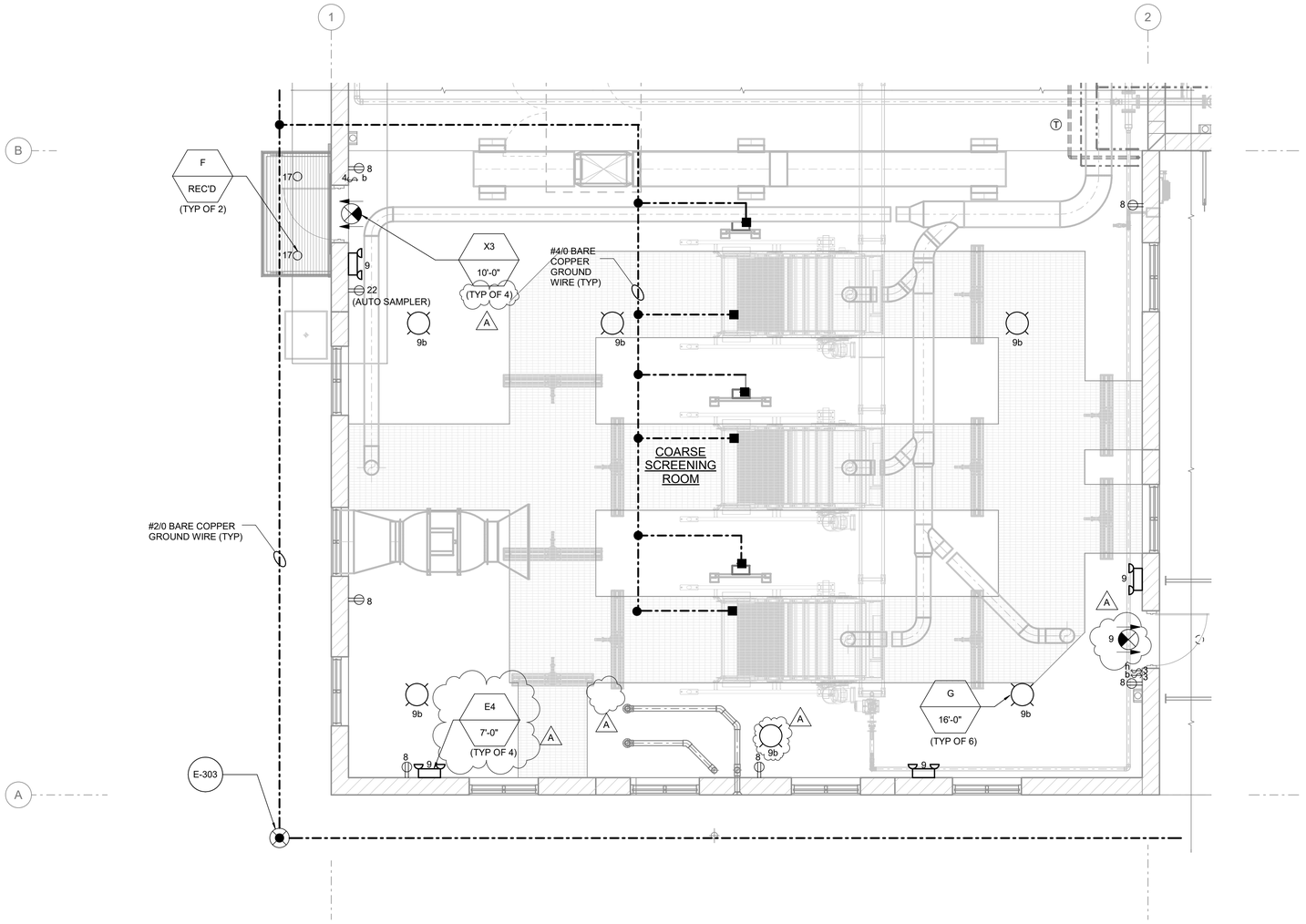

1 / 10-E-105 GROUND FLOOR LIGHTING, RECEPTACLE AND GROUNDING PLAN - IV

SCALE: 1/4" = 1'-0"

8/8/2022 7:12:52 PM
BIM 360://Spanish Fork and Mapleton WRF Design/55-20-124_10e-mid.rvt

J-U-B ENGINEERS, INC.

J-U-B ENGINEERS, INC.
392. E. Winchester St., Suite 300
Salt Lake City, UT 84107
Phone: 801.547.0393
www.jub.com

Subconsultant:

Stantec

Stantec
2890 E Cottonwood Pkwy
Ste 300
Salt Lake City, UT 84121
Tel: 801.617.3200
www.stantec.com

AGENCY

REVIEW

REUSE OF DRAWINGS

J-U-B SHALL RETAIN ALL COMMON LAW, STATUTORY, COPYRIGHT AND OTHER RESERVED RIGHTS IN THE DRAWINGS, AND THE DRAWINGS SHALL NOT BE REUSED WITHOUT J-U-B'S PRIOR WRITTEN CONSENT. ANY REUSE WITHOUT WRITTEN CONSENT BY J-U-B WILL BE AT CLIENT'S SOLE RISK AND WITHOUT LIABILITY OR LEGAL EXPOSURE TO J-U-B.

NO.	DESCRIPTION	BY	APR.	DATE

REVISION

SPANISH FORK & MAPLETON WRF
SPANISH FORK CITY CORPORATION

10 - HEADWORKS
GROUND FLOOR LIGHTING, RECEPTACLE AND GROUNDING PLAN - IV

FILE:
JUB PROJ. #: 55-20-124
DRAWN BY: TBD
DESIGN BY: KES
CHECKED BY: SK

ONE INCH
AT FULL SIZE, IF NOT ONE INCH, SCALE ACCORDINGLY

LAST UPDATED: 07/08/2022

DRAWING:
10-E-411

SHEET: OF

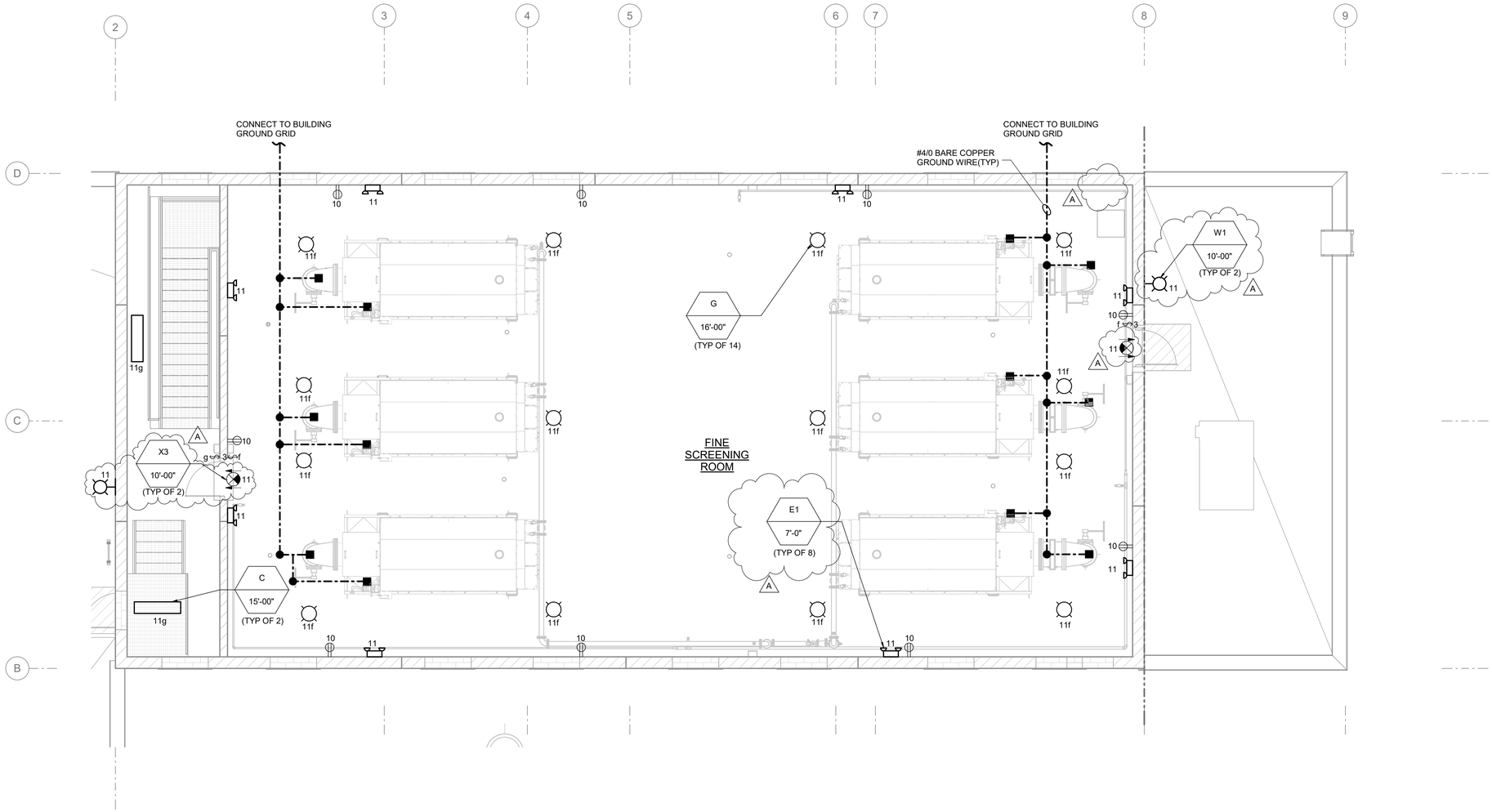

UPPER FLOOR LIGHTING, RECEPTACLE AND GROUNDING PLAN

SCALE: 3/16" = 1'-0"

8/8/2022 7:12:56 PM
BIM 360://Spanish Fork and Mapleton WRF Design/55-20-124_10e-md.rvt

J-U-B ENGINEERS, INC.

J-U-B ENGINEERS, INC.
392. E. Winchester St., Suite 300
Salt Lake City, UT 84107
Phone: 801.547.0393
www.jub.com

Subconsultant:

Stantec

Stantec
2890 E Cottonwood Pkwy
Ste 300
Salt Lake City, UT 84121
Tel: 801.617.3200
www.stantec.com

AGENCY

REVIEW

REUSE OF DRAWINGS

J-U-B SHALL RETAIN ALL COMMON LAW, STATUTORY, COPYRIGHT AND OTHER RESERVED RIGHTS IN THE DRAWINGS AND OTHER DOCUMENTS PREPARED BY J-U-B. ALL DRAWINGS AND OTHER DOCUMENTS PREPARED BY J-U-B SHALL NOT BE REUSED WITHOUT J-U-B'S PRIOR WRITTEN CONSENT. ANY REUSE WITHOUT WRITTEN CONSENT BY J-U-B WILL BE AT CLIENT'S SOLE RISK AND WITHOUT LIABILITY OR LEGAL EXPOSURE TO J-U-B.

NO.	DESCRIPTION	BY	APP.	DATE

REVISION

SPANISH FORK & MAPLETON WRF
SPANISH FORK CITY CORPORATION

10 - HEADWORKS
UPPER FLOOR LIGHTING, RECEPTACLE AND GROUNDING PLAN

FILE:	
JUB PROJ. #:	55-20-124
DRAWN BY:	TBD
DESIGN BY:	KES
CHECKED BY:	SK

ONE INCH
AT FULL SIZE, IF NOT ONE INCH, SCALE ACCORDINGLY

LAST UPDATED: 07/08/2022

DRAWING:
10-E-412

SHEET: OF

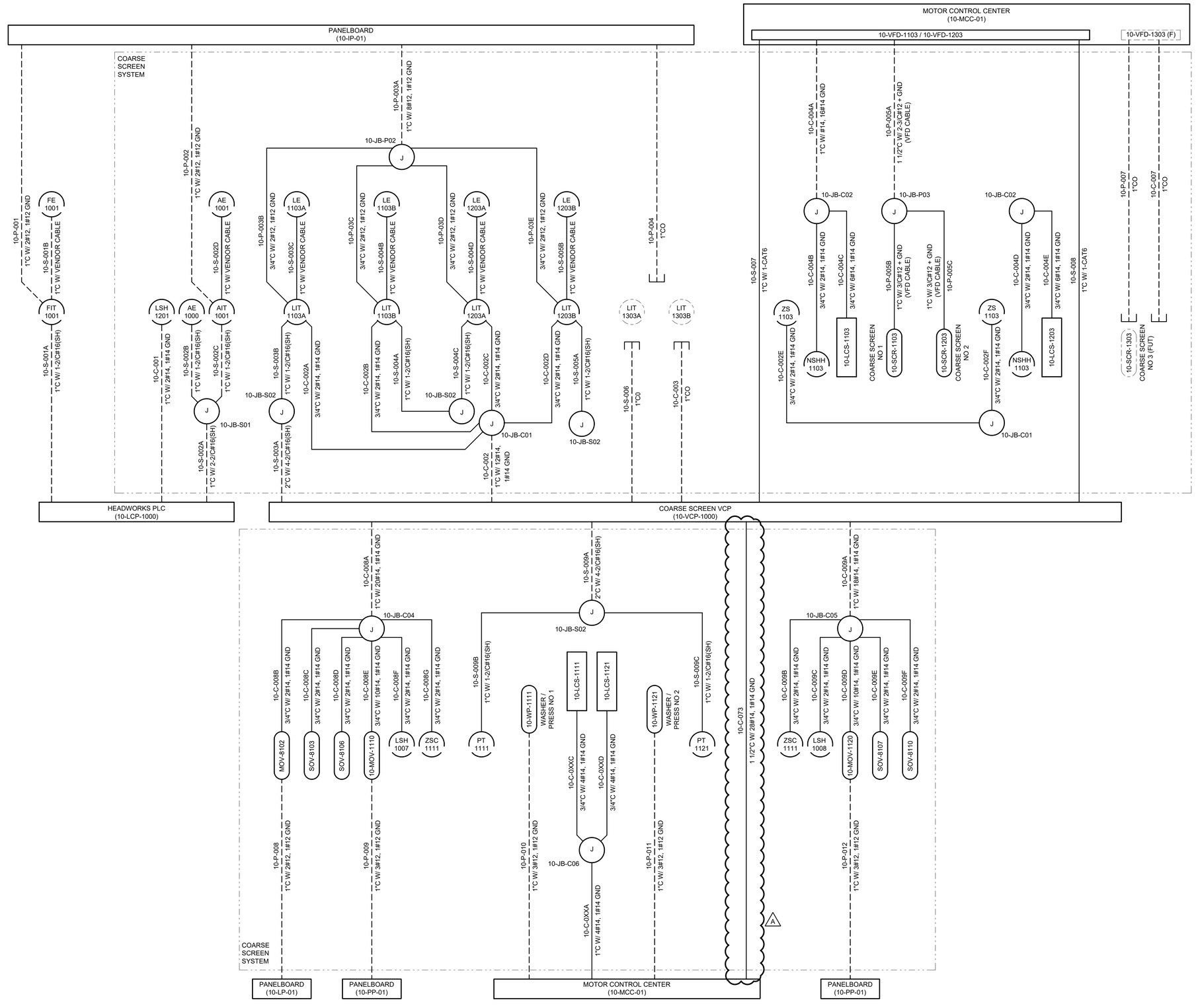

J-U-B ENGINEERS, INC.

J-U-B ENGINEERS, INC.
392 E. Winchester St., Suite 300
Salt Lake City, UT 84107
Phone: 801.547.0393
www.jub.com

Subconsultant:

Stantec

Stantec
2890 E Cottonwood Pkwy
Suite 300, Salt Lake City, Ut
84121
Tel: +1.801.617.3200
www.stantec.com

AGENCY

REVIEW

REUSE OF DRAWINGS:
J-U-B SHALL RETAIN ALL COMMON LAW, STATUTORY, COPYRIGHT AND OTHER RESERVED RIGHTS OF THESE DRAWINGS, AND THE SAME SHALL NOT BE REUSED WITHOUT J-U-B'S PRIOR WRITTEN CONSENT. ANY REUSE WITHOUT WRITTEN CONSENT BY J-U-B WILL BE AT CLIENT'S SOLE RISK AND WITHOUT LIABILITY OR LEGAL EXPOSURE TO J-U-B.

NO.	DESCRIPTION	BY	APP'L	DATE
	REVISION			

SPANISH FORK & MAPLETON WRF
SPANISH FORK CITY CORPORATION

10 - HEADWORKS
CONDUIT DEVELOPMENT - I

FILE :	55-20-124-10E-601
JUB PROJ. # :	55-20-124
DRAWN BY:	KES
DESIGN BY:	KES
CHECKED BY:	SK

ONE INCH
AT FULL SIZE, IF NOT ONE INCH, SCALE ACCORDINGLY

LAST UPDATED: 8/3/2022

DRAWING:
10-E-601

SHEET: ## OF

Plot Date:8/8/2022 8:25 AM Plotted By: Smith, Keith
Date Created:8/3/2022 C:\PW_WORKING\WTR\KEISMITH\D0202661155-20-124-10E-601.DWG

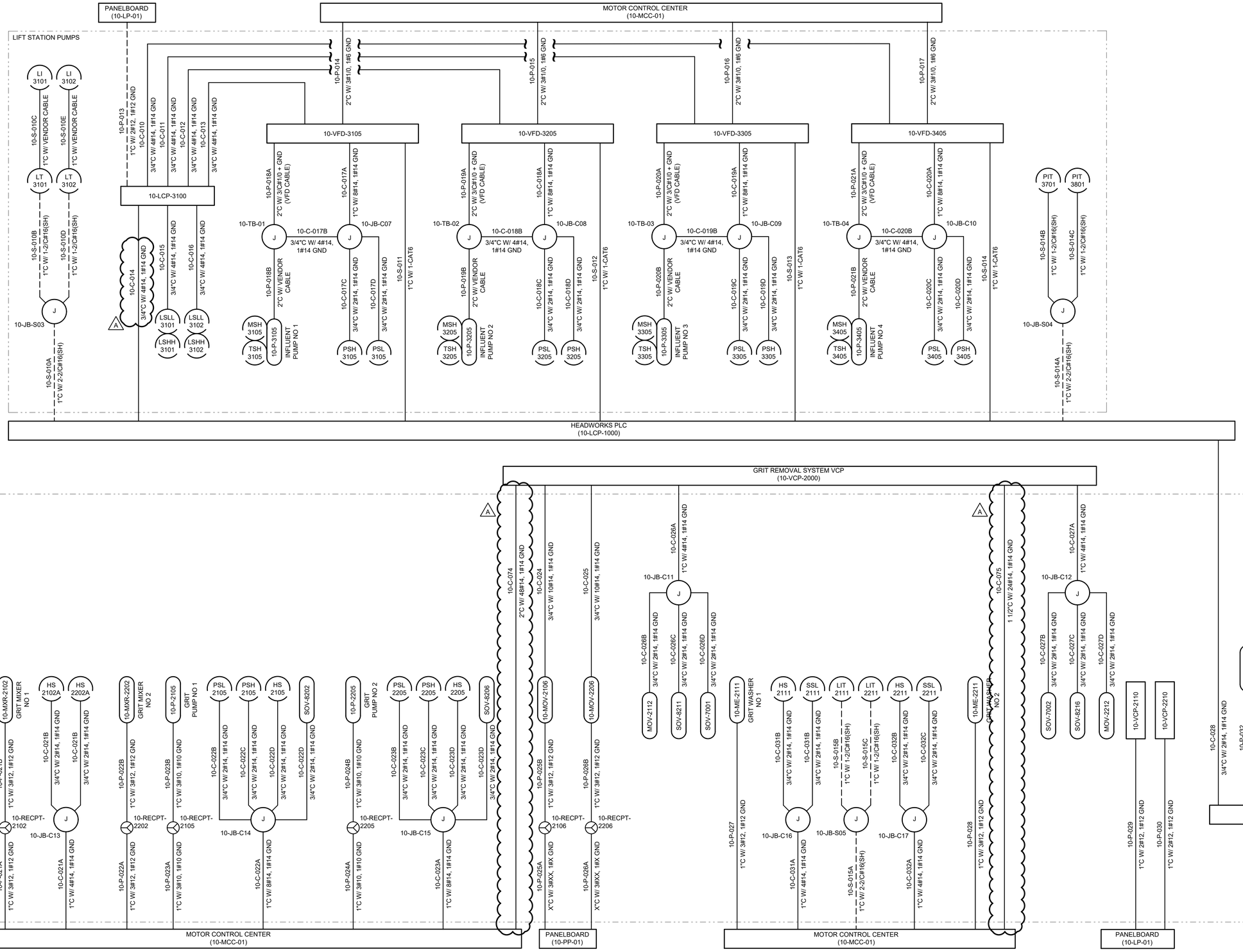

Plot Date:8/8/2022 8:26 AM Plotted By: Smith, Keith
Date Created:8/3/2022 C:\PW_WORKING\WTRKEISMITH\D0202661\55-20-124-10E-602.DWG

J-U-B ENGINEERS, INC.

J-U-B ENGINEERS, INC.
392. E. Winchester St., Suite 300
Salt Lake City, UT 84107
Phone: 801.547.0393
www.jub.com

Subconsultant:

Stantec
Stantec
2890 E Cottonwood Pkwy
Suite 300, Salt Lake City, Ut 84121
Tel: +1.801.617.3200
www.stantec.com

AGENCY

REVIEW

REUSE OF DRAWINGS
J-U-B SHALL RETAIN ALL COMMON LAW, STATUTORY, COPYRIGHT AND OTHER RESERVED RIGHTS OF THESE DRAWINGS, AND THE SAME SHALL NOT BE REUSED WITHOUT J-U-B'S PRIOR WRITTEN CONSENT. ANY REUSE WITHOUT WRITTEN CONSENT BY J-U-B WILL BE AT CLIENT'S SOLE RISK AND WITHOUT LIABILITY OR LEGAL EXPOSURE TO J-U-B.

NO.	DESCRIPTION	BY	APP'L	DATE
	REVISION			

SPANISH FORK & MAPLETON WRF
SPANISH FORK CITY CORPORATION

10 - HEADWORKS
CONDUIT DEVELOPMENT - II

FILE : 55-20-124-10E-602
JUB PROJ. # : 55-20-124
DRAWN BY: KES
DESIGN BY: KES
CHECKED BY: SK
ONE INCH
AT FULL SIZE, IF NOT ONE INCH, SCALE ACCORDINGLY
LAST UPDATED: 8/3/2022

DRAWING:
10-E-602

SHEET: ## OF

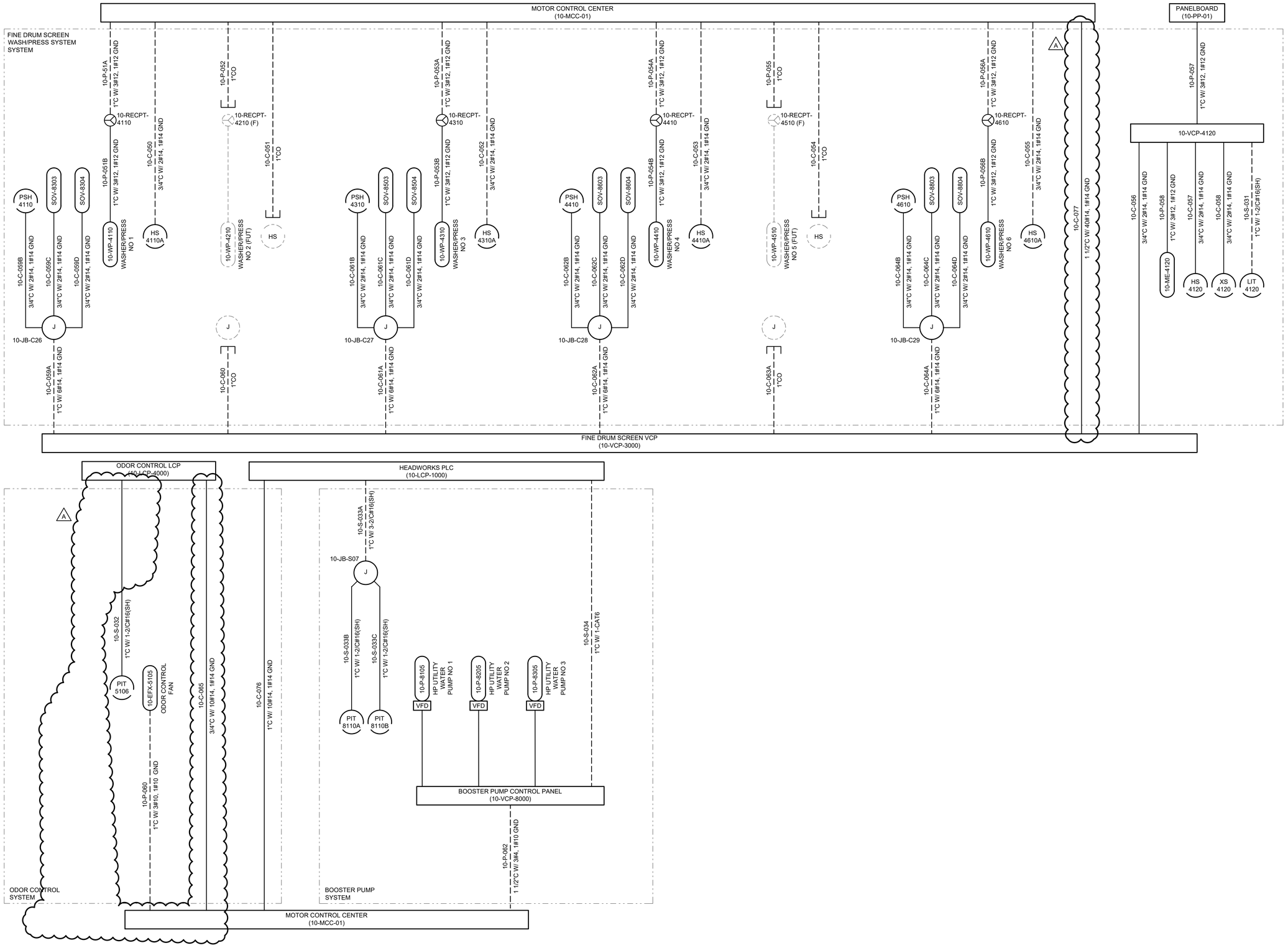

Plot Date:8/8/2022 8:26 AM Plotted By: Smith, Keith
Date Created:8/3/2022 C:\PW_WORKING\WTR\KES\MTH-D0202661155-20-124-10E-604.DWG

J-U-B ENGINEERS, INC.

J-U-B ENGINEERS, INC.
392 E. Winchester St., Suite 300
Salt Lake City, UT 84107
Phone: 801.547.0393
www.jub.com

Subconsultant:

Stantec
Stantec
2890 E Cottonwood Pkwy
Suite 300, Salt Lake City, Ut
84121
Tel: +1.801.617.3200
www.stantec.com

AGENCY

REVIEW

REUSE OF DRAWINGS
J-U-B SHALL RETAIN ALL COMMON LAW, STATUTORY, COPYRIGHT AND OTHER RESERVED RIGHTS OF THESE DRAWINGS, AND THE SAME SHALL NOT BE REUSED WITHOUT J-U-B'S PRIOR WRITTEN CONSENT. ANY REUSE WITHOUT WRITTEN CONSENT BY J-U-B WILL BE AT CLIENT'S SOLE RISK AND WITHOUT LIABILITY OR LEGAL EXPOSURE TO J-U-B

NO.	DESCRIPTION	BY	APP'L	DATE
	REVISION			

SPANISH FORK & MAPLETON WRF
SPANISH FORK CITY CORPORATION

10 - HEADWORKS
CONDUIT DEVELOPMENT - IV

FILE : 55-20-124-10E-604
JUB PROJ. # : 55-20-124
DRAWN BY: KES
DESIGN BY: KES
CHECKED BY: SK
ONE INCH
AT FULL SIZE, IF NOT ONE INCH, SCALE ACCORDINGLY
LAST UPDATED: 8/3/2022

DRAWING:
10-E-604

SHEET: ## OF

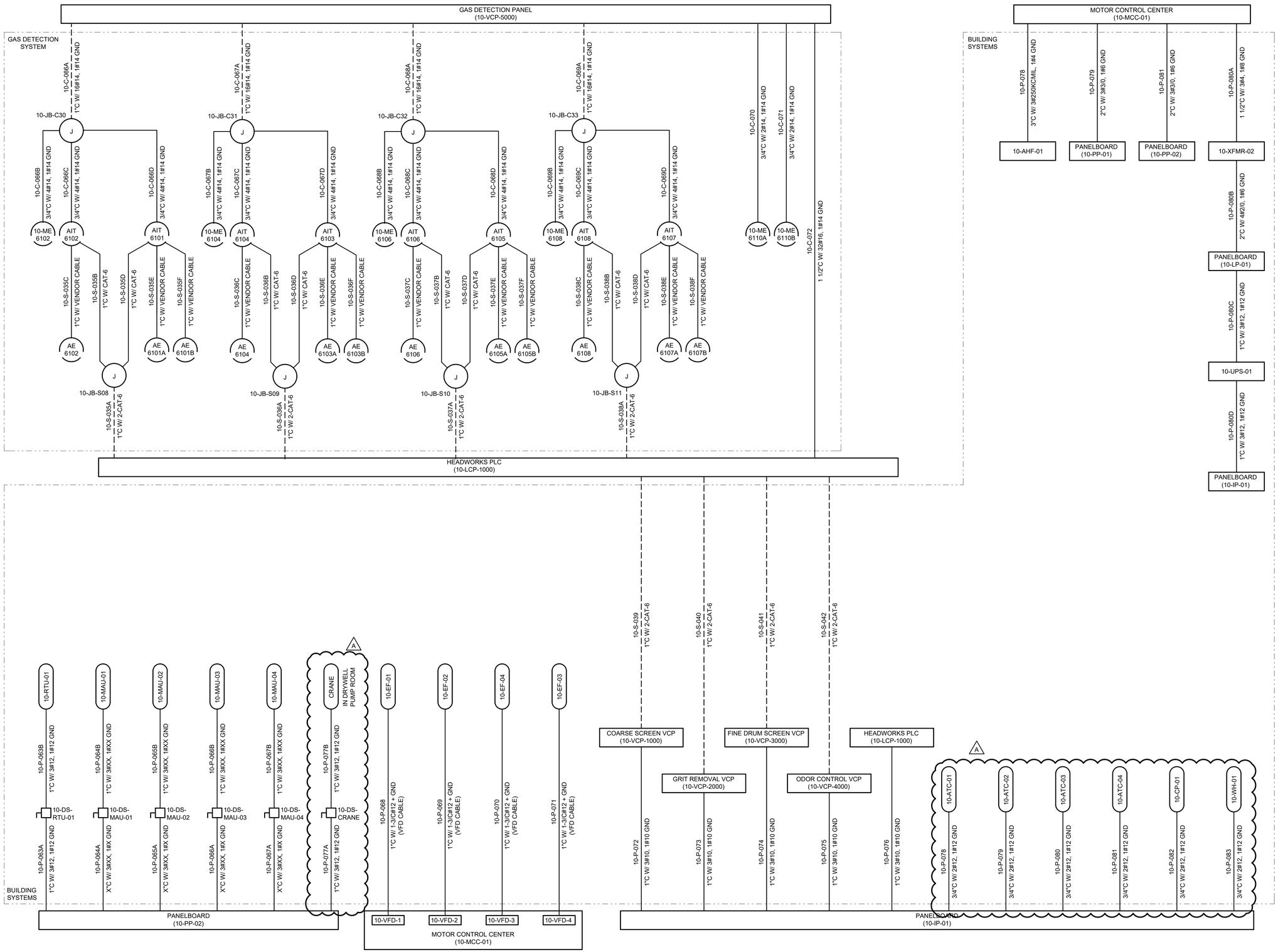

REUSE OF DRAWINGS
J-U-B SHALL RETAIN ALL COMMON LAW STATUTORY, COPYRIGHT AND OTHER RESERVED RIGHTS OF THESE DRAWINGS, AND THE SAME SHALL NOT BE REUSED WITHOUT J-U-B'S PRIOR WRITTEN CONSENT. ANY REUSE WITHOUT WRITTEN CONSENT BY J-U-B WILL BE AT CLIENT'S SOLE RISK AND WITHOUT LIABILITY OR LEGAL EXPOSURE TO J-U-B.

NO.	DESCRIPTION	BY	APR.	DATE
	REVISION			

J-U-B ENGINEERS, INC.
J-U-B ENGINEERS, INC.
392. E. Winchester St., Suite 300
Salt Lake City, UT 84107
Phone: 801.547.0393
www.jub.com

Subconsultant:
Stantec
Stantec
2890 E Cottonwood Pkwy
Suite 300, Salt Lake City, Ut 84121
Tel: +1.801.617.3200
www.stantec.com

AGENCY

REVIEW

SPANISH FORK & MAPLETON WRF
SPANISH FORK CITY CORPORATION

10 - HEADWORKS
CONDUIT DEVELOPMENT - V

FILE : 55-20-124-10E-605
JUB PROJ. # : 55-20-124
DRAWN BY: KES
DESIGN BY: KES
CHECKED BY: SK

ONE INCH
AT FULL SIZE, IF NOT ONE INCH, SCALE ACCORDINGLY

LAST UPDATED: 8/3/2022

DRAWING:
10-E-605

SHEET: ## OF

Plot Date:8/8/2022 8:26 AM Plotted By: Smith, Keith
Date Created:8/3/2022 C:\PW_WORKING\WTRKESMITH\D032026\155-20-124-10E-605.DWG

PANELBOARD: 10-IP-01 | **BUS AMPS:** 125 | **VOLTS:** 208/120V
LOCATION: HW ELECTRICAL RM | **MAIN BKR AMPS:** 90 | **PHASE:** 3
MOUNTING: WALL | **WIRE:** 4

LOAD DESCRIPTION	KVA A	KVA B	KVA C	CKT CTO	BKR INT	BKR INT	CKT CTO	KVA A	KVA B	KVA C	LOAD DESCRIPTION
COARSE SCR VCP (10-VCP-1000)	1.9			1	30	20	2	2.0			HEADWORKS PLC (10-LCP-1000)
GRIT REMOVAL VCP (10-VCP-2000)		0.6		3	20	20	4		0.5		ODOR CONTROL VCP (10-VCP-4000)
FINE SCR VCP (10-VCP-3000)			1.9	5	20	20	6			0.1	10-FIT-4101
10-LIT-1103A	0.1			7	20	20	8	0.1			10-FIT-4301
10-LIT-1103B		0.1		9	20	20	10		0.1		10-FSL-8321
10-LIT-1203A			0.1	11	20	20	12			0.1	10-FIT-4401
10-LIT-1203B	0.1			13	20	20	14	0.1			10-FIT-4601
10-AE-1000		0.1		15	20	20	16		0.1		10-AIT-5101
10-AIT-1001			0.1	17	20	20	18			0.1	10-FIT-8110
10-FSL-8011	0.3			19	20	20	20	0.0			SPARE
SPARE		0.0		21	20	20	22		0.0		SPARE
SPARE			0.0	23	20	20	24			0.0	SPARE
SPACE	0.0			25	-	-	26	0.0			SPACE
SPACE		0.0		27	-	-	28		0.0		SPACE
SPACE			0.0	29	-	-	30			0.0	SPACE
SPACE	0.0			31	-	-	32	0.0			SPACE
SPACE		0.0		33	-	-	34		0.0		SPACE
SPACE			0.0	35	-	-	36			0.0	SPACE
SPACE	0.0			37	-	-	38	0.0			SPACE
SPACE		0.0		39	-	-	40		0.0		SPACE
SPACE			0.0	41	-	-	42			0.0	SPACE
	2.4	0.8	2.1	TOTAL				2.2	0.7	0.3	
	PHASE LOAD			TOTAL LOAD							
	4.6	1.5	2.4	8.5 KVA			23.6 AMPS				

PANELBOARD: 10-LP-01 | **BUS AMPS:** 200 | **VOLTS:** 208/120V
LOCATION: HW ELECTRICAL RM | **MAIN BKR AMPS:** 150 | **PHASE:** 3
MOUNTING: WALL | **WIRE:** 4

LOAD DESCRIPTION	KVA A	KVA B	KVA C	CKT CTO	BKR INT	BKR INT	CKT CTO	KVA A	KVA B	KVA C	LOAD DESCRIPTION
10-MOV-8102	0.3			1	20		2	3.33			10-UPS-01
10-MOV-2112		0.3		3	20	30/3P	4		3.33		
10-MOV-2212			0.3	5	20		6			1.44	DW PMP RM RCPTS
DW PMP RM LTS	1.17			7	20	20	8	1.62			COARSE SCRN RM RCPTS
COARSE SCRN RM LTS		1.46		9	20	20	10		1.44		FINE SCRN RM RCPTS
FINE SCRN RM LTS			2.33	11	20	20	12			0.36	CONT/ELEC RM RCPTS
CONT/ELEC RM LTS	0.49			13	20	20	14	0.72			WASHPRESS RM RCPTS
WASHPRESS RM LTS		1.51		15	20	20	16		0.0		EXTERIOR RCPTS
EXTERIOR LTS			0.24	17	20	20	18			0.18	HEAT TRACE RECEPTACLE 1
GATE LIGHTS	0.1			19	20	20	20	0.18			HEAT TRACE RECEPTACLE 2
COARSE SCRN RM 2 LTS		0.98		21	20	20	22		0.18		AUTO SAMPLER RECEPTACLE
GATE 1 CONTROLLER			0.5	23	20	20	24			0.3	IRRIGATION CONTROLLER
GATE 2 CONTROLLER	0.3			25	20	20	26	0.18			MAU-1 RECEPTACLE
GATE 3 CONTROLLER		0.3		27	20	20	28		0.18		MAU-2 RECEPTACLE
MAU-3 RECEPTACLE			0.18	29	20	20	30			0.18	MAU-4 RECEPTACLE
10-ATC-01	0.3			31	20	20	32	0.5			10-CP-01
10-ATC-02		0.3		33	20	20	34		1.3		10-WH-01
10-ATC-03			0.3	35	20	20	36			1.2	10-SP-01
10-ATC-04	0.3			37	20	20	38	0.0			SPARE
SPARE		-		39	20	20	40		0.0		SPARE
SPARE			-	41	20	20	42			0.0	SPARE
	2.66	4.85	3.85	TOTAL				6.53	6.43	3.66	
	PHASE LOAD			TOTAL LOAD							
	9.19	11.28	7.51	28.0 KVA			77.6 AMPS				

PANELBOARD: 10-PP-01 | **BUS AMPS:** 200 | **VOLTS:** 480 V
LOCATION: HW ELECTRICAL RM | **MAIN BKR AMPS:** 150 | **PHASE:** 3
MOUNTING: WALL | **WIRE:** 3

LOAD DESCRIPTION	KVA A	KVA B	KVA C	CKT CTO	BKR INT	BKR INT	CKT CTO	KVA A	KVA B	KVA C	LOAD DESCRIPTION
10-MOV-1110	0.5			1	20/3P	20/3P	2	0.5			10-MOV-2106
		0.5		3			4		0.5		
			0.5	5			6			0.5	
10-MOV-1120	0.5			7	20/3P	20/3P	8	0.5			10-MOV-2206
		0.5		9			10		0.5		
			0.5	11			12			0.5	
10-LCV-4101	0.5			13	20/3P	20/3P	14	0.0			10-LCV-4201 (FUT)
		0.5		15			16		0.0		
			0.5	17			18			0.0	
10-LCV-4301	0.5			19	20/3P	20/3P	20	0.0			10-LCV-4501 (FUT)
		0.5		21			22		0.0		
			0.5	23			24			0.0	
10-LCV-4401	0.5			25	20/3P	20/3P	26	0.0			SPARE
		0.5		27			28		0.0		
			0.5	29			30			0.0	
10-LCV-4601	0.5			31	20/3P	20/3P	32	0.0			SPARE
		0.5		33			34		0.0		
			0.5	35			36			0.0	
SPARE	0.0			37	20/3P	20/3P	38	0.0			SPARE
		0.0		39			40		0.0		
			0.0	41			42			0.0	
	3.0	3.0	3.0	TOTAL				1.0	1.0	1.0	
	PHASE LOAD			TOTAL LOAD							
	4.0	4.0	4.0	12.0 KVA			33.3 AMPS				

PANELBOARD: 10-PP-02 | **BUS AMPS:** 200 | **VOLTS:** 480 V
LOCATION: HW ELECTRICAL RM | **MAIN BKR AMPS:** 150 | **PHASE:** 3
MOUNTING: WALL | **WIRE:** 3

LOAD DESCRIPTION	KVA A	KVA B	KVA C	CKT CTO	BKR INT	BKR INT	CKT CTO	KVA A	KVA B	KVA C	LOAD DESCRIPTION
10-RTU-01	4.2			1	20/3P	20/3P	2	0.3			DRYWELL CRANE
		4.2		3			4		0.3		
			4.2	5			6			0.3	
10-MAU-01	2.1			7	20/3P	20/3P	8	0.0			SPARE
		2.1		9			10		0.0		
			2.1	11			12			0.0	
10-MAU-02	2.1			13	20/3P	20/3P	14	0.0			SPARE
		2.1		15			16		0.0		
			2.1	17			18			0.0	
10-MAU-03	2.1			19	20/3P	20/3P	20	0.0			SPARE
		2.1		21			22		0.0		
			2.1	23			24			0.0	
10-MAU-04	2.1			25	20/3P	20/3P	26	0.0			SPARE
		2.1		27			28		0.0		
			2.1	29			30			0.0	
SPARE	0.0			31	20/3P	20/3P	32	0.0			SPARE
		0.0		33			34		0.0		
			0.0	35			36			0.0	
SPARE	0.0			37	20/3P	20/3P	38	0.0			SPARE
		0.0		39			40		0.0		
			0.0	41			42			0.0	
	12.6	12.6	12.6	TOTAL				0.3	0.3	0.3	
	PHASE LOAD			TOTAL LOAD							
	12.9	12.9	12.9	38.7 KVA			107.4 AMPS				

J-U-B ENGINEERS, INC.
J-U-B ENGINEERS, INC.
392 E. Winchester St., Suite 300
Salt Lake City, UT 84107
Phone: 801.547.0393
www.jub.com

Subconsultant:
Stantec
Stantec
2890 E Cottonwood Pkwy
Suite 300, Salt Lake City, Ut
84121
Tel: +1.801.617.3200
www.stantec.com

AGENCY

REVIEW

REUSE OF DRAWINGS
J-U-B SHALL RETAIN ALL COMMON LAW, STATUTORY, COPYRIGHT AND OTHER RESERVED RIGHTS OF THESE DRAWINGS, AND THE SAME SHALL NOT BE REUSED WITHOUT J-U-B'S PRIOR WRITTEN CONSENT. ANY REUSE WITHOUT WRITTEN CONSENT BY J-U-B WILL BE AT CLIENTS SOLE RISK AND WITHOUT LIABILITY OR LEGAL EXPOSURE TO J-U-B.

NO.	DESCRIPTION	BY	APPR.	DATE
	REVISION			

SPANISH FORK & MAPLETON WRF
SPANISH FORK CITY CORPORATION

10 - HEADWORKS
PANEL SCHEDULES

FILE : 55-20-124-10E-610
JUB PROJ. # : 55-20-124
DRAWN BY: KES
DESIGN BY: KES
CHECKED BY: SK
ONE INCH
AT FULL SIZE, IF NOT ONE INCH, SCALE ACCORDINGLY
LAST UPDATED: 8/1/2022

DRAWING:
10-E-610

SHEET: ## OF

Plot Date:8/8/2022 8:26 AM Plotted By: Smith, Keith
Date Created:8/1/2022 C:\PW_WORKING\WTR\KESMITH1\D0220266\155-20-124-10E-610.DWG

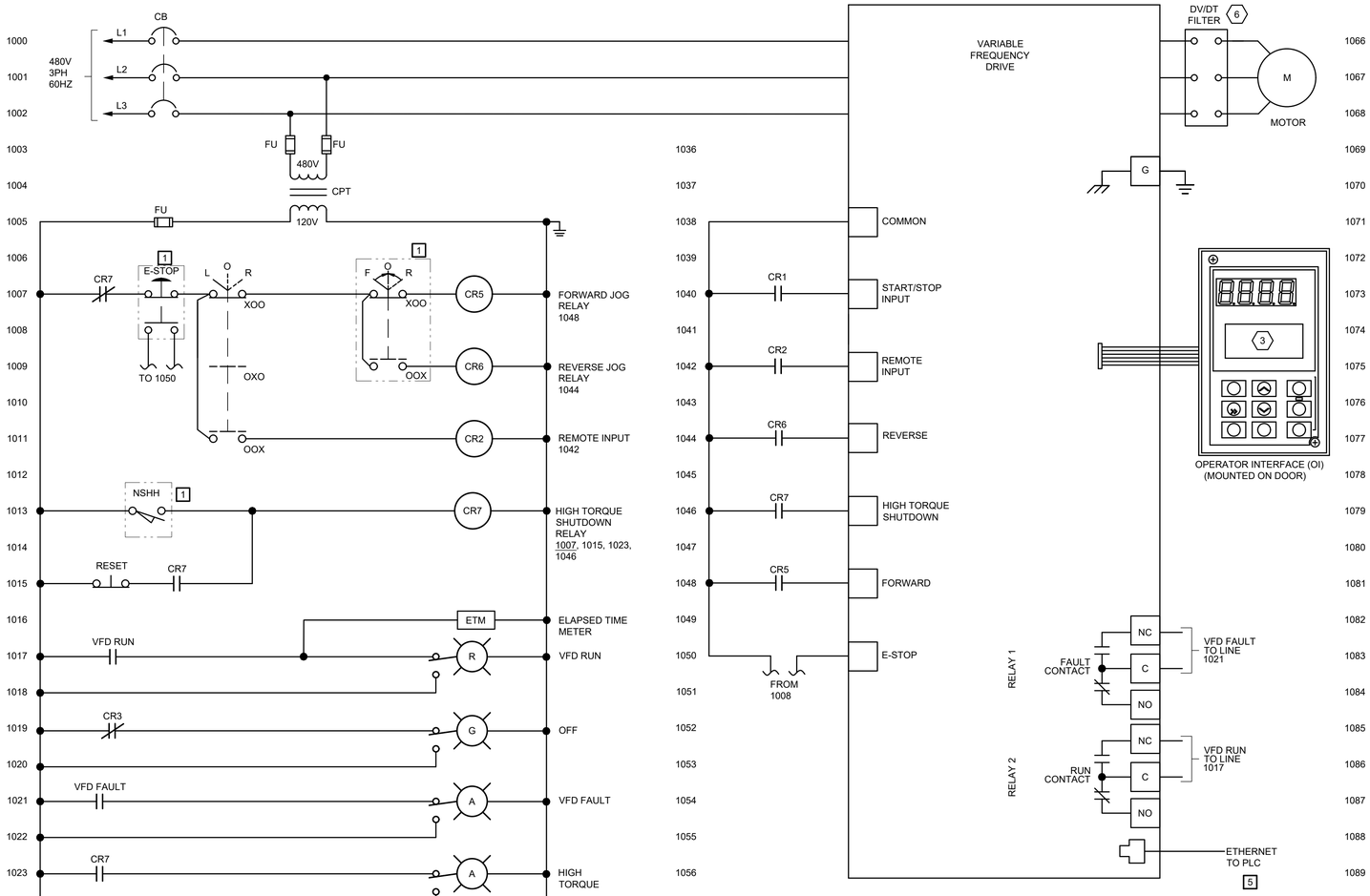

LOCATION LEGEND	
1	FIELD
2	LCS
3	LCP
4	MCC
5	PLC
6	VFD

SHEET KEYNOTES

3	FOR VFD DIGITAL OPERATOR INTERFACE REFER TO P&ID'S.
6	PROVIDE FILTERS IF RECOMMENDED BY VFD MANUFACTURER. FILTER TO BE LOCATED INSIDE VFD ENCLOSURE.

J-U-B ENGINEERS, INC.

J-U-B ENGINEERS, INC.
392 E. Winchester St., Suite 300
Salt Lake City, UT 84107
Phone: 801.547.0393
www.jub.com

Subconsultant:

Stantec
Stantec
2890 E Cottonwood Pkwy
Suite 300, Salt Lake City, Ut 84121
Tel: +1.801.617.3200
www.stantec.com

AGENCY

REVIEW

REUSE OF DRAWINGS
J-U-B SHALL RETAIN ALL COMMON LAW STATUTORY, COPYRIGHT AND OTHER RESERVED RIGHTS OF THESE DRAWINGS, AND THE SAME SHALL NOT BE REUSED WITHOUT J-U-B'S PRIOR WRITTEN CONSENT. ANY REUSE WITHOUT WRITTEN CONSENT BY J-U-B WILL BE AT CLIENTS SOLE RISK AND WITHOUT LIABILITY OR LEGAL EXPOSURE TO J-U-B.

NO.	REVISION / DESCRIPTION	BY	APPR.	DATE

SPANISH FORK & MAPLETON WRF
SPANISH FORK CITY CORPORATION

10 - HEADWORKS
CONTROL SCHEMATICS - I

FILE :	55-20-124-10E-611
JUB PROJ. # :	55-20-124
DRAWN BY:	KES
DESIGN BY:	KES
CHECKED BY:	SK

ONE INCH
AT FULL SIZE, IF NOT ONE INCH, SCALE ACCORDINGLY

LAST UPDATED: 8/3/2022

DRAWING:
10-E-611

SHEET: ## OF

Plot Date:8/8/2022 8:27 AM Plotted By: Smith, Keith
Date Created:8/3/2022 C:\PW_WORKING\WTFKEISMITH\D0202656\55-20-124-10E-611.DWG

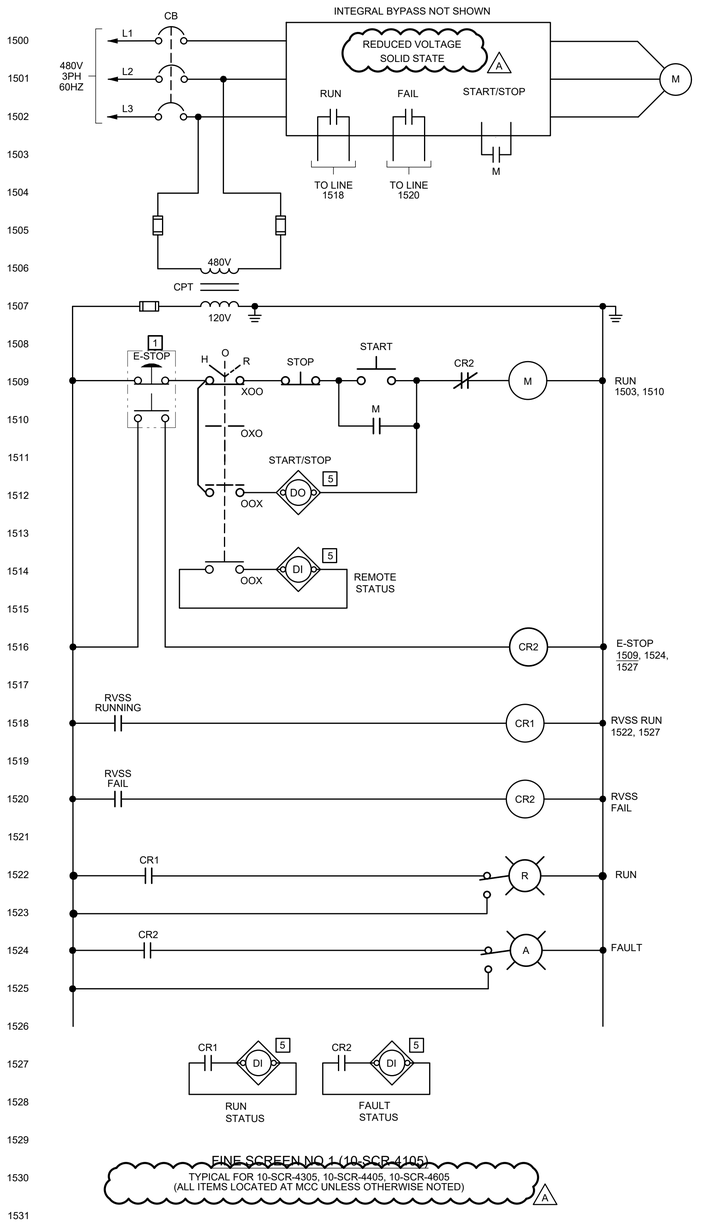

FINE SCREEN NO 1 (10-SCR-4105)

TYPICAL FOR 10-SCR-4305, 10-SCR-4405, 10-SCR-4605
(ALL ITEMS LOCATED AT MCC UNLESS OTHERWISE NOTED)

A

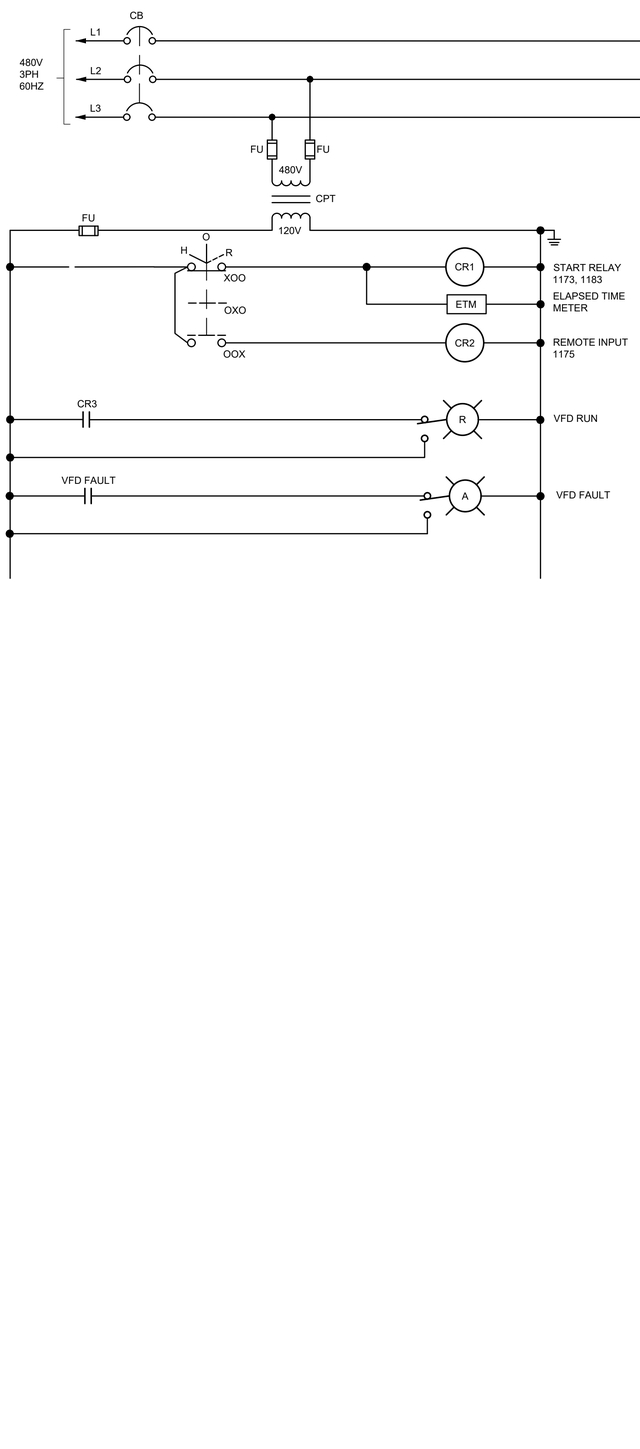

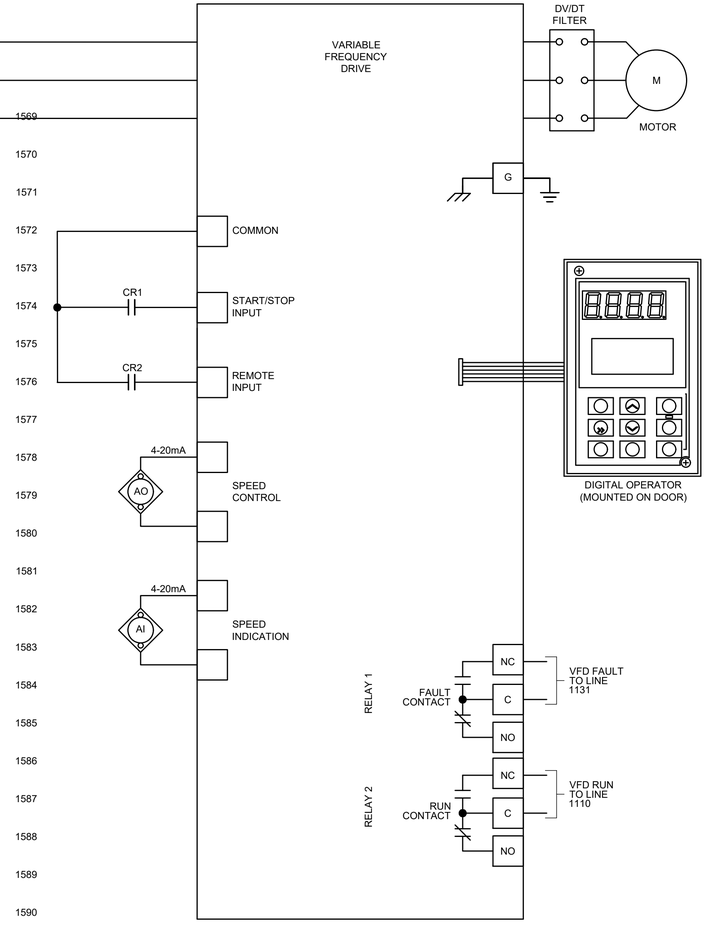

EXHAUST FAN (10-EF-01)

TYPICAL FOR 10-EF-02, 10-EF-03, 10-EF-04
(ALL ITEMS LOCATED AT VFD UNLESS OTHERWISE NOTED)

LOCATION LEGEND	
1	FIELD
2	LCS
3	LCP
4	MCC
5	PLC
6	VFD

REUSE OF DRAWINGS
J-U-B SHALL RETAIN ALL COMMON LAW STATUTORY, COPYRIGHT AND OTHER RESERVED RIGHTS OF THESE DRAWINGS, AND THE SAME SHALL NOT BE REUSED WITHOUT J-U-B'S PRIOR WRITTEN CONSENT. ANY REUSE WITHOUT WRITTEN CONSENT BY J-U-B WILL BE AT CLIENTS SOLE RISK AND WITHOUT LIABILITY OR LEGAL EXPOSURE TO J-U-B.

NO.	DESCRIPTION	BY	APP'L	DATE
	REVISION			

J-U-B ENGINEERS, INC.
J-U-B ENGINEERS, INC.
392 E. Winchester St., Suite 300
Salt Lake City, UT 84107
Phone: 801.547.0393
www.jub.com

Subconsultant:
Stantec
Stantec
2890 E Cottonwood Pkwy
Suite 300, Salt Lake City, Ut
84121
Tel: +1.801.617.3200
www.stantec.com

AGENCY

REVIEW

SPANISH FORK & MAPLETON WRF
SPANISH FORK CITY CORPORATION

10 - HEADWORKS
CONTROL SCHEMATICS - VI

FILE : 55-20-124-10E-616
JUB PROJ. # : 55-20-124
DRAWN BY: KES
DESIGN BY: KES
CHECKED BY: SK
ONE INCH
AT FULL SIZE, IF NOT ONE INCH, SCALE ACCORDINGLY
LAST UPDATED: 8/3/2022

DRAWING:
10-E-616

SHEET: ## OF

Plot Date:8/8/2022 8:27 AM Plotted By: Smith, Keith
Date Created:8/3/2022 C:\PW_WORKING\WTR\KEISMITH\D020266\155-20-124-10E-616.DWG

SHEET KEYNOTE

3	MOUNT FIT BELOW PIPE.

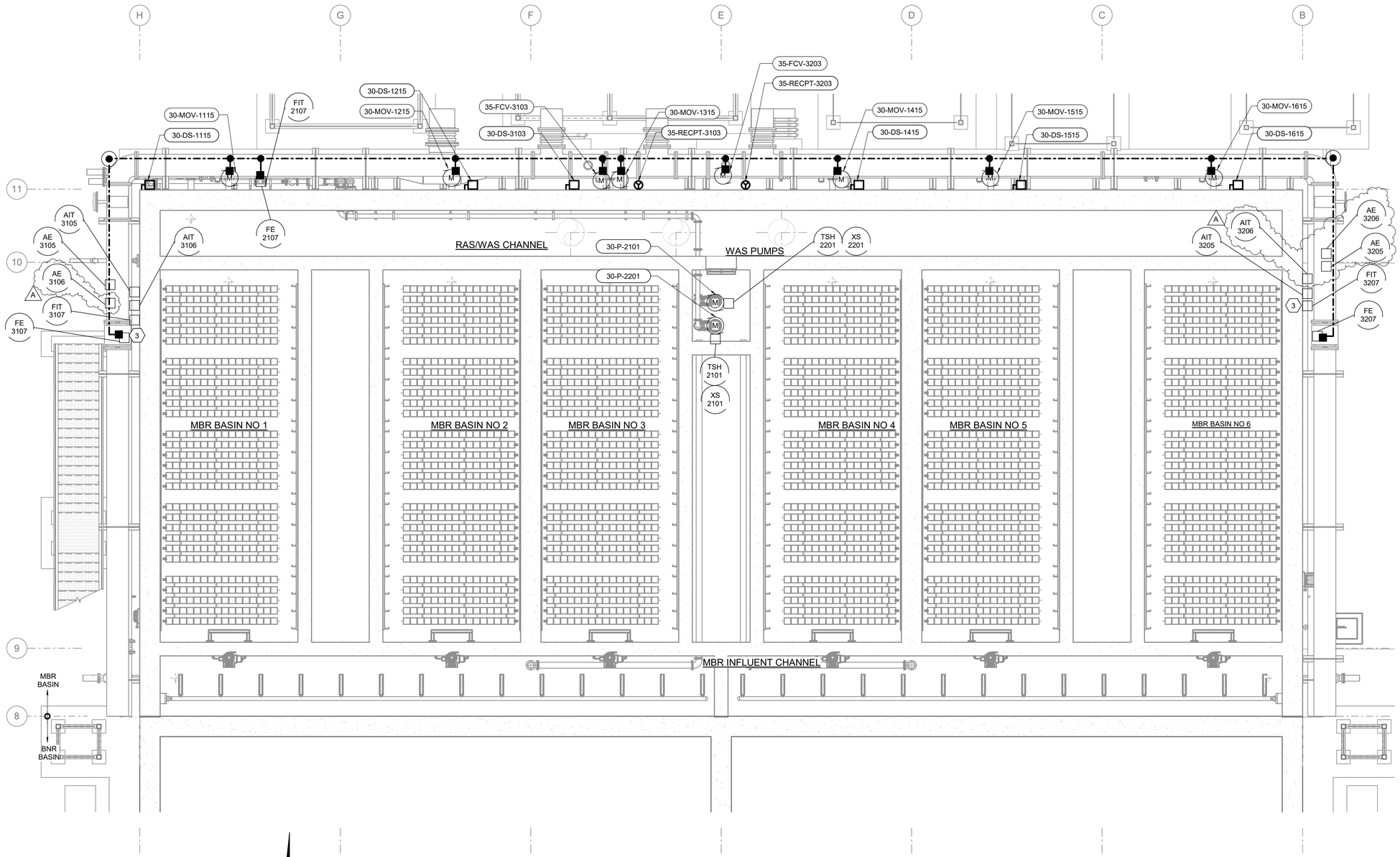

LOWER LEVEL ELECTRICAL PLAN

SCALE: 3/16" = 1'-0"

8/5/2022 4:13:29 PM
BM 360:/Spanish Fork and Mapleton WRF Design\55-20-124_30e-md.rvt

J-U-B ENGINEERS, INC.

J-U-B ENGINEERS, INC.
392. E. Winchester St., Suite 300
Salt Lake City, UT 84107
Phone: 801.547.0393
www.jub.com

Subconsultant:

Stantec

Stantec
2890 E Cottonwood Pkwy
Ste 300
Salt Lake City, UT 84121
Tel: 801.617.3200
www.stantec.com

AGENCY

REVIEW

REUSE OF DRAWINGS

J-U-B SHALL RETAIN ALL COMMON LAW, STATUTORY, COPYRIGHT AND OTHER RESERVED RIGHTS IN THE DRAWINGS, AND THE DRAWINGS SHALL NOT BE REUSED WITHOUT J-U-B'S PRIOR WRITTEN CONSENT. ANY REUSE WITHOUT WRITTEN CONSENT BY J-U-B WILL BE AT CLIENT'S SOLE RISK AND WITHOUT LIABILITY OR LEGAL EXPOSURE TO J-U-B.

NO.	DESCRIPTION	BY	APR.	DATE

REVISION

SPANISH FORK & MAPLETON WRF
SPANISH FORK CITY CORPORATION

30 - MBR PROCESS
LOWER LEVEL ELECTRICAL PLAN

FILE:
JUB PROJ. #: 55-20-124
DRAWN BY: TBD
DESIGN BY: KES
CHECKED BY:SK

ONE INCH
AT FULL SIZE, IF NOT ONE INCH, SCALE ACCORDINGLY

LAST UPDATED: 07/08/2022

DRAWING:
30-E-102

SHEET: OF

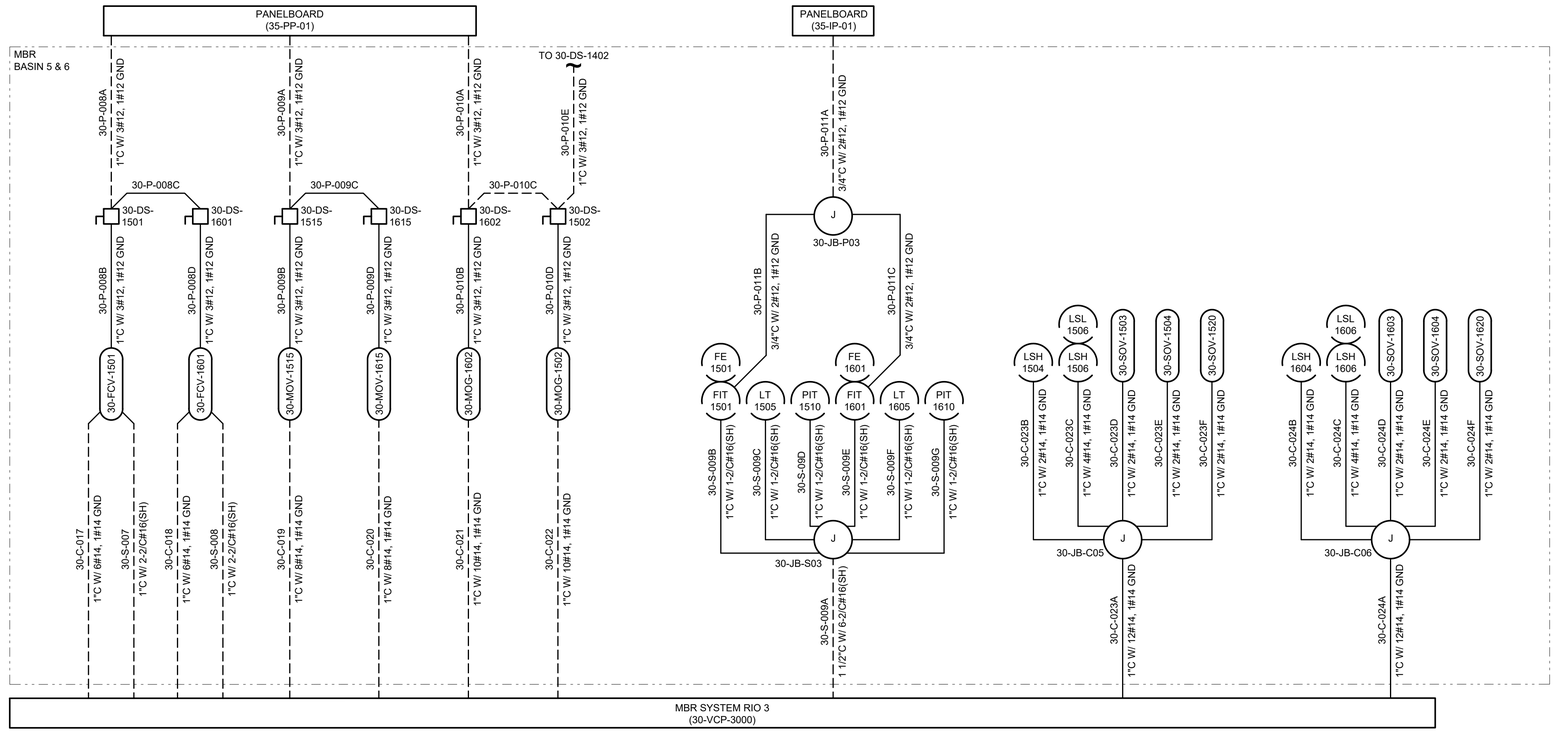

J-U-B ENGINEERS, INC.

J-U-B ENGINEERS, INC.
392. E. Winchester St., Suite 300
Salt Lake City, UT 84107
Phone: 801.547.0393
www.jub.com

Subconsultant:

Stantec
Stantec
2890 E Cottonwood Pkwy
Suite 300, Salt Lake City, Ut
84121
Tel: +1.801.617.3200
www.stantec.com

AGENCY

REVIEW

REUSE OF DRAWINGS
CONTENTS ARE THE PROPERTY, COPYRIGHT AND OTHER RESERVED RIGHTS OF THESE DRAWINGS, AND THE SAME SHALL NOT BE REUSED WITHOUT J-U-B'S PRIOR WRITTEN CONSENT. ANY REUSE WITHOUT WRITTEN CONSENT BY J-U-B WILL BE AT CLIENT'S SOLE RISK AND WITHOUT LIABILITY OR LEGAL EXPOSURE TO J-U-B.

NO.	DESCRIPTION	BY	APP'L	DATE
	REVISION			

SPANISH FORK & MAPLETON WRF
SPANISH FORK CITY CORPORATION

30 - MBR BASINS
CONDUIT DEVELOPMENT - II

FILE : 55-20-124-30E-602
JUB PROJ. # : 55-20-124
DRAWN BY: KES
DESIGN BY: KES
CHECKED BY: SK
ONE INCH
AT FULL SIZE, IF NOT ONE INCH, SCALE ACCORDINGLY
LAST UPDATED: 8/3/2022

DRAWING:
30-E-602

SHEET: ## OF

Plot Date:8/8/2022 8:28 AM Plotted By: Smith, Keith
Date Created:8/3/2022 C:\PW_WORKING\WTR\KESMITH\D0211\51955-20-124-30E-602.DWG

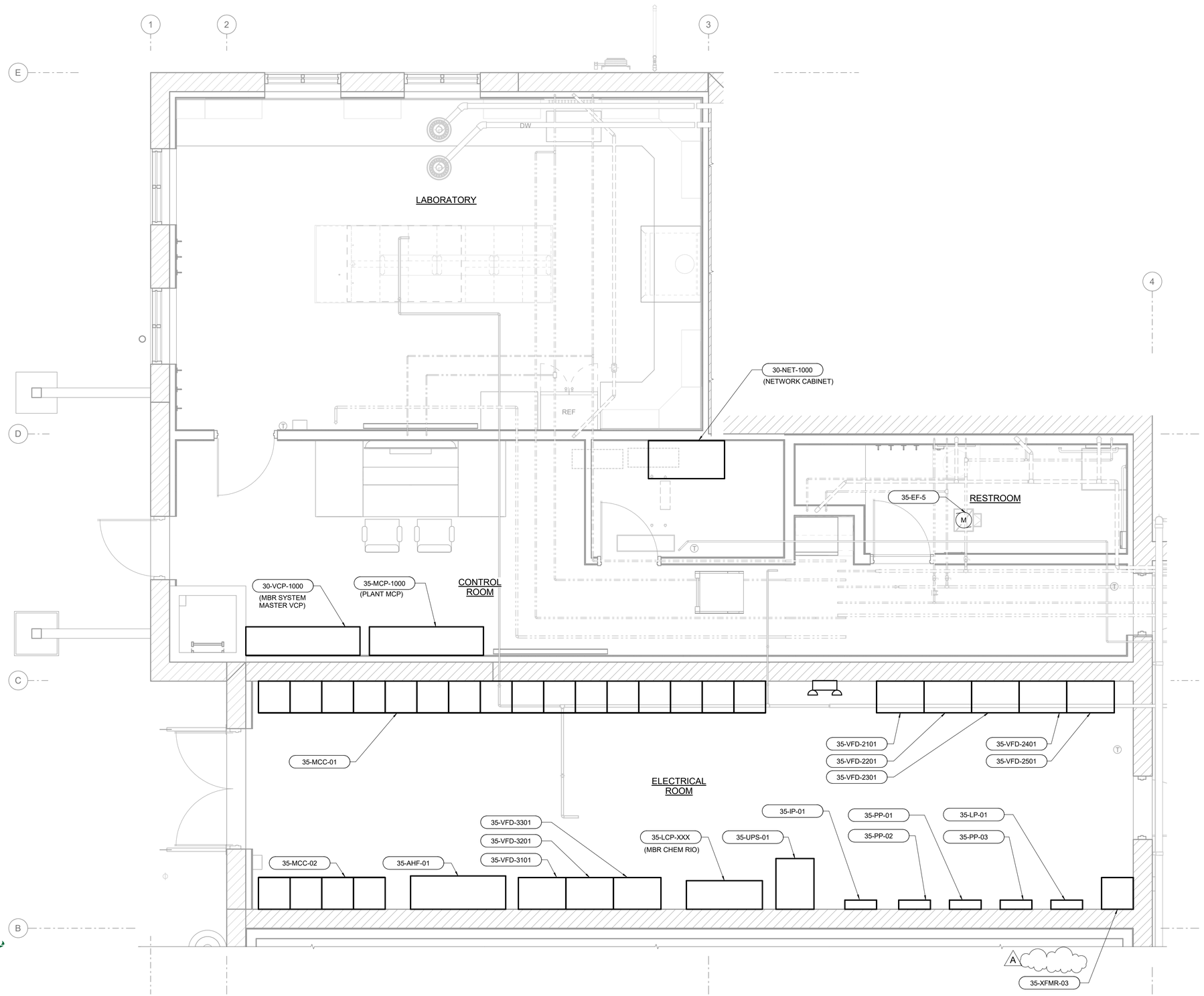

1 / 35-E-101 POWER PARTIAL PLAN - I

SCALE: 3/8" = 1'-0"

8/8/2022 7:00:09 PM
BIM 360://Spanish Fork and Mapleton WRF Design/55-20-124_35e-md.rvt

J-U-B ENGINEERS, INC.

J-U-B ENGINEERS, INC.
392. E. Winchester St., Suite 300
Salt Lake City, UT 84107
Phone: 801.547.0393
www.jub.com

Subconsultant:

Stantec
2890 E Cottonwood Pkwy
Ste 300
Salt Lake City, UT 84121
Tel: 801.617.3200
www.stantec.com

AGENCY

REVIEW

REUSE OF DRAWINGS

J-U-B SHALL RETAIN ALL COMMON LAW, STATUTORY, COPYRIGHT AND OTHER RESERVED RIGHTS IN THE DRAWINGS, AND MAY NOT USE, DISTRIBUTE, OR DISCLOSE THE DRAWINGS FOR PURPOSES OTHER THAN THOSE AUTHORIZED BY J-U-B. THE DRAWINGS MAY NOT BE REUSED WITHOUT J-U-B'S PRIOR WRITTEN CONSENT. ANY REUSE WITHOUT WRITTEN CONSENT BY J-U-B WILL BE AT CLIENT'S SOLE RISK AND WITHOUT LIABILITY OR LEGAL EXPOSURE TO J-U-B.

NO.	DESCRIPTION	BY	APR.	DATE

REVISION

SPANISH FORK & MAPLETON WRF
SPANISH FORK CITY CORPORATION

35 - MBR SUPPORT BUILDING
POWER PARTIAL PLAN - I

FILE:
JUB PROJ. #: 55-20-124
DRAWN BY: TBD
DESIGN BY: KES
CHECKED BY: SK

ONE INCH
AT FULL SIZE, IF NOT ONE INCH, SCALE ACCORDINGLY

LAST UPDATED: 07/08/2022

DRAWING:
35-E-401

SHEET: OF

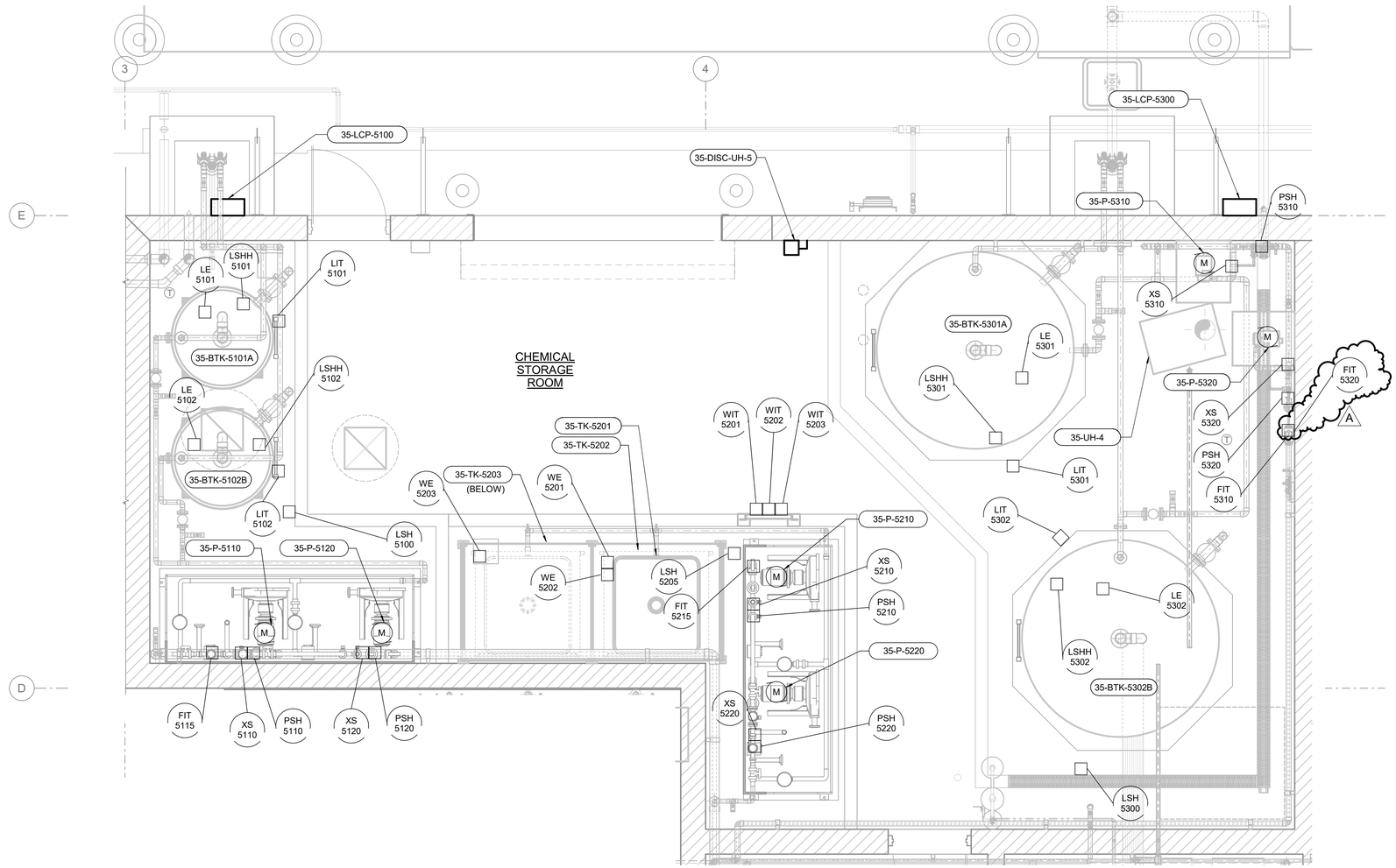

1 / 35-E-101 POWER PARTIAL PLAN - II

SCALE: 3/8" = 1'-0"

8/8/2022 8:58:26 PM
BIM 360://Spanish Fork and Mapleton WRF Design/55-20-124_35e-mid.rvt

J-U-B ENGINEERS, INC.

J-U-B ENGINEERS, INC.
392. E. Winchester St., Suite 300
Salt Lake City, UT 84107
Phone: 801.547.0393
www.jub.com

Subconsultant:

Stantec

Stantec
2890 E Cottonwood Pkwy
Ste 300
Salt Lake City, UT 84121
Tel: 801.617.3200
www.stantec.com

AGENCY

REVIEW

REUSE OF DRAWINGS

J-U-B SHALL RETAIN ALL COMMON LAW, STATUTORY, COPYRIGHT AND OTHER RESERVED RIGHTS IN THE DRAWINGS AND SPECIFICATIONS AND SHALL NOT BE REUSED WITHOUT J-U-B'S PRIOR WRITTEN CONSENT. ANY REUSE WITHOUT WRITTEN CONSENT BY J-U-B WILL BE AT CLIENT'S SOLE RISK AND WITHOUT LIABILITY OR LEGAL EXPOSURE TO J-U-B.

NO.	DESCRIPTION	BY	APR.	DATE

REVISION

SPANISH FORK & MAPLETON WRF
SPANISH FORK CITY CORPORATION

35 - MBR SUPPORT BUILDING
POWER PARTIAL PLAN - II

FILE:
JUB PROJ. #: 55-20-124
DRAWN BY: TBD
DESIGN BY: KES
CHECKED BY: SK

ONE INCH
AT FULL SIZE, IF NOT ONE INCH, SCALE ACCORDINGLY

LAST UPDATED: 07/08/2022

DRAWING:
35-E-402

SHEET: OF

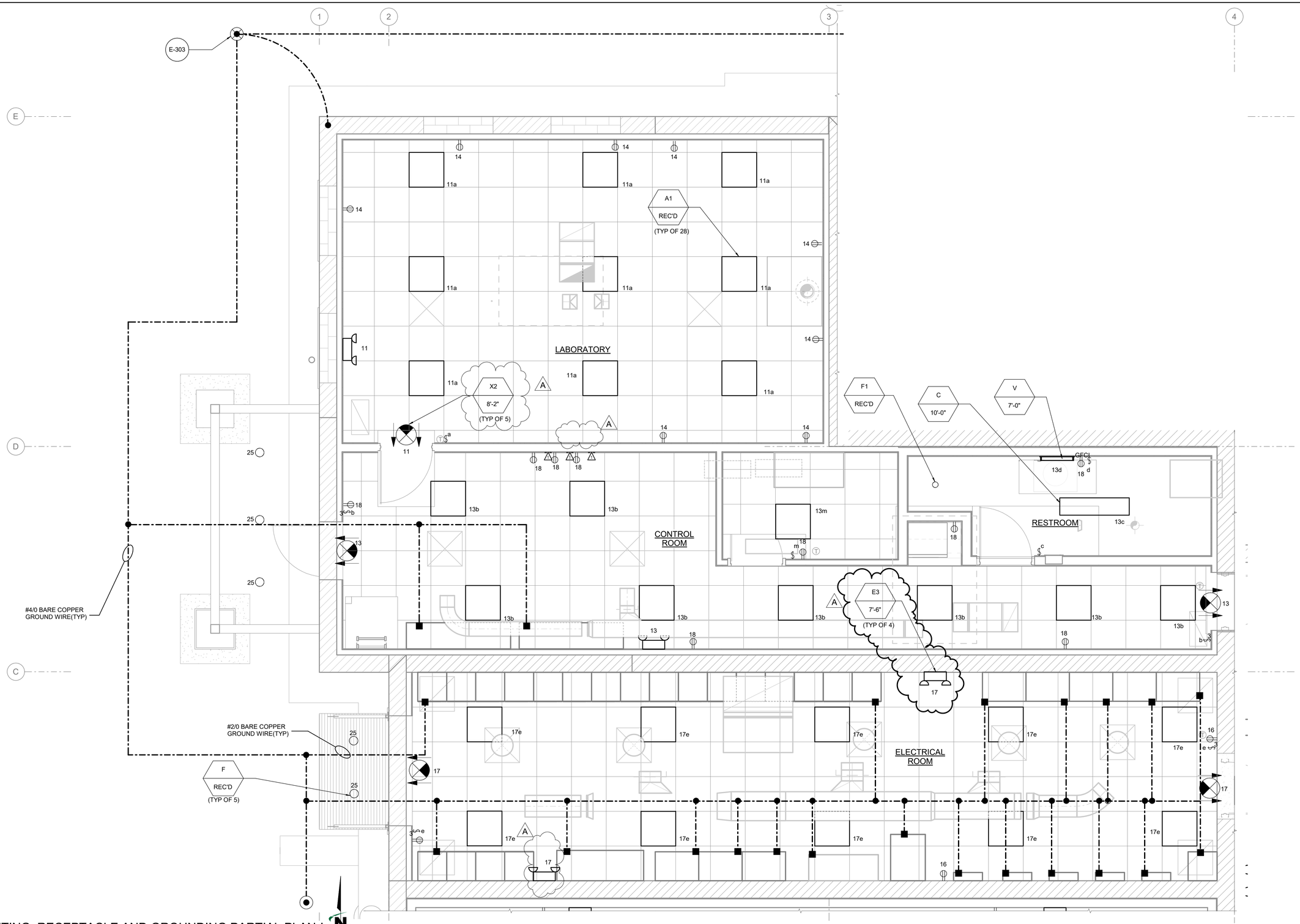

1 / 35-E-101 LIGHTING, RECEPTACLE AND GROUNDING PARTIAL PLAN-I

SCALE: 3/8" = 1'-0"

8/8/2022 9:59:32 PM
BIM 360://Spanish Fork and Mapleton WRF Design/55-20-124_35e-md.rvt

J-U-B ENGINEERS, INC.

J-U-B ENGINEERS, INC.
392. E. Winchester St., Suite 300
Salt Lake City, UT 84107
Phone: 801.547.0393
www.jub.com

Subconsultant:

Stantec

Stantec
2890 E Cottonwood Pkwy
Ste 300
Salt Lake City, UT 84121
Tel: 801.617.3200
www.stantec.com

AGENCY

REVIEW

REUSE OF DRAWINGS

J-U-B SHALL RETAIN ALL COMMON LAW, STATUTORY, COPYRIGHT AND OTHER RESERVED RIGHTS IN THESE DRAWINGS AND SHALL NOT BE REUSED WITHOUT J-U-B'S PRIOR WRITTEN CONSENT. ANY REUSE WITHOUT WRITTEN CONSENT BY J-U-B WILL BE AT CLIENT'S SOLE RISK AND WITHOUT LIABILITY OR LEGAL EXPOSURE TO J-U-B.

NO.	DESCRIPTION	BY	APR.	DATE

REVISION

SPANISH FORK & MAPLETON WRF
SPANISH FORK CITY CORPORATION

35 - MBR SUPPORT BUILDING
LIGHTING, RECEPTACLE AND GROUNDING PARTIAL PLAN - I

FILE:	
JUB PROJ. #:	55-20-124
DRAWN BY:	TBD
DESIGN BY:	KES
CHECKED BY:	SK

ONE INCH
AT FULL SIZE, IF NOT ONE INCH, SCALE ACCORDINGLY

LAST UPDATED: 07/08/2022

DRAWING:
35-E-406

SHEET: OF

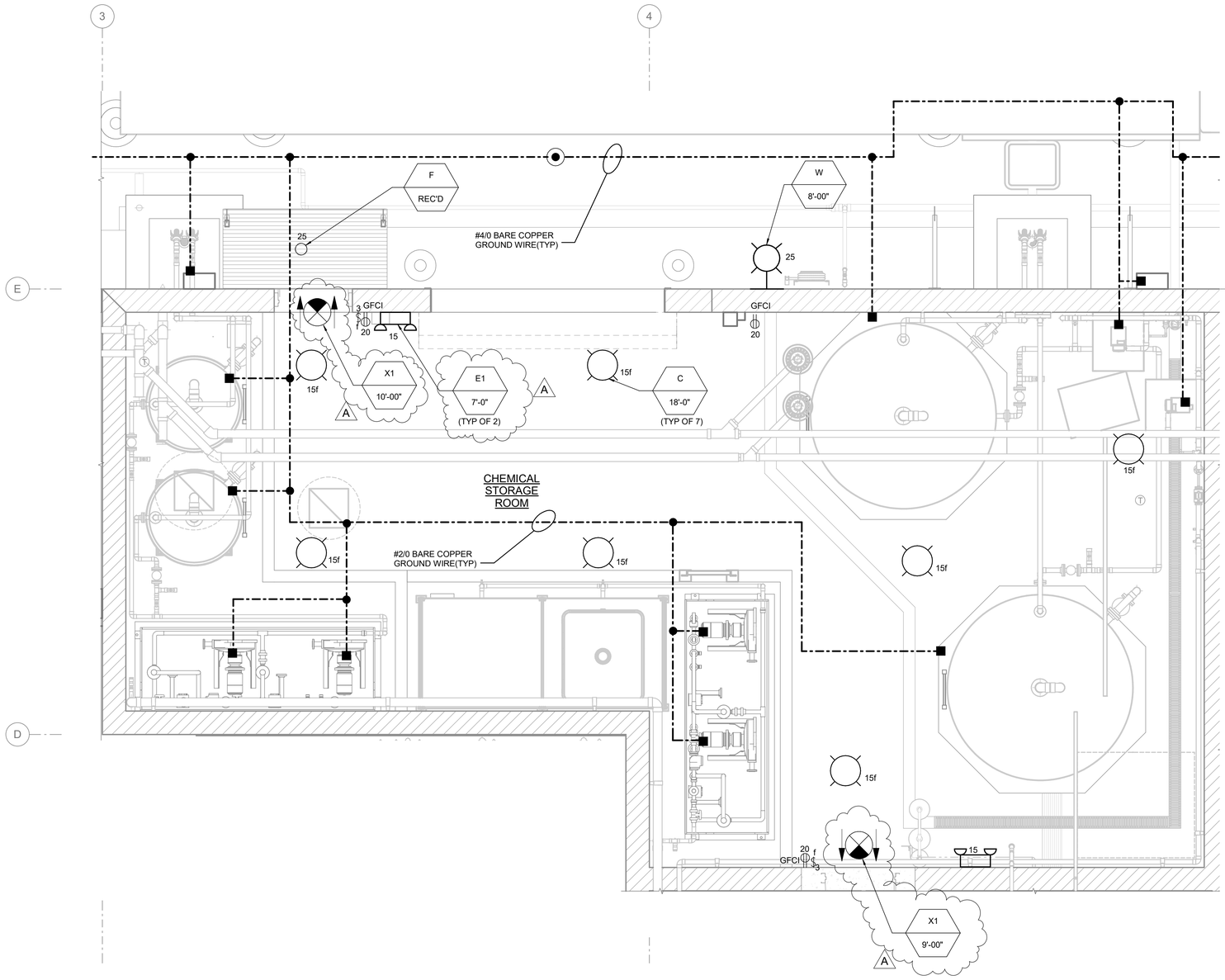

1 35-E-101 LIGHTING, RECEPTACLE AND GROUNDING PARTIAL PLAN - II

SCALE: 3/8" = 1'-0"

N

8/8/2022 6:58:50 PM
BIM 360://Spanish Fork and Mapleton WRF Design/55-20-124_35e-md.rvt

J-U-B ENGINEERS, INC.

J-U-B ENGINEERS, INC.
392. E. Winchester St., Suite 300
Salt Lake City, UT 84107
Phone: 801.547.0393
www.jub.com

Subconsultant:

Stantec

Stantec
2890 E Cottonwood Pkwy
Ste 300
Salt Lake City, UT 84121
Tel: 801.617.3200
www.stantec.com

AGENCY

REVIEW

REUSE OF DRAWINGS

J-U-B SHALL RETAIN ALL COMMON LAW, STATUTORY, COPYRIGHT AND OTHER RESERVED RIGHTS IN THE DRAWINGS, SPECIFICATIONS AND MODELS AND SHALL NOT BE REUSED WITHOUT J-U-B'S PRIOR WRITTEN CONSENT. ANY REUSE WITHOUT WRITTEN CONSENT BY J-U-B WILL BE AT CLIENT'S SOLE RISK AND WITHOUT LIABILITY OR LEGAL EXPOSURE TO J-U-B.

NO.	DESCRIPTION	BY	APR.	DATE

REVISION

SPANISH FORK & MAPLETON WRF
SPANISH FORK CITY CORPORATION

35 - MBR SUPPORT BUILDING
LIGHTING, RECEPTACLE AND GROUNDING PARTIAL PLAN - II

FILE:
JUB PROJ. #: 55-20-124
DRAWN BY: TBD
DESIGN BY: KES
CHECKED BY:SK

ONE INCH
AT FULL SIZE, IF NOT ONE
INCH, SCALE ACCORDINGLY

LAST UPDATED: 07/08/2022

DRAWING:
35-E-407

SHEET: OF

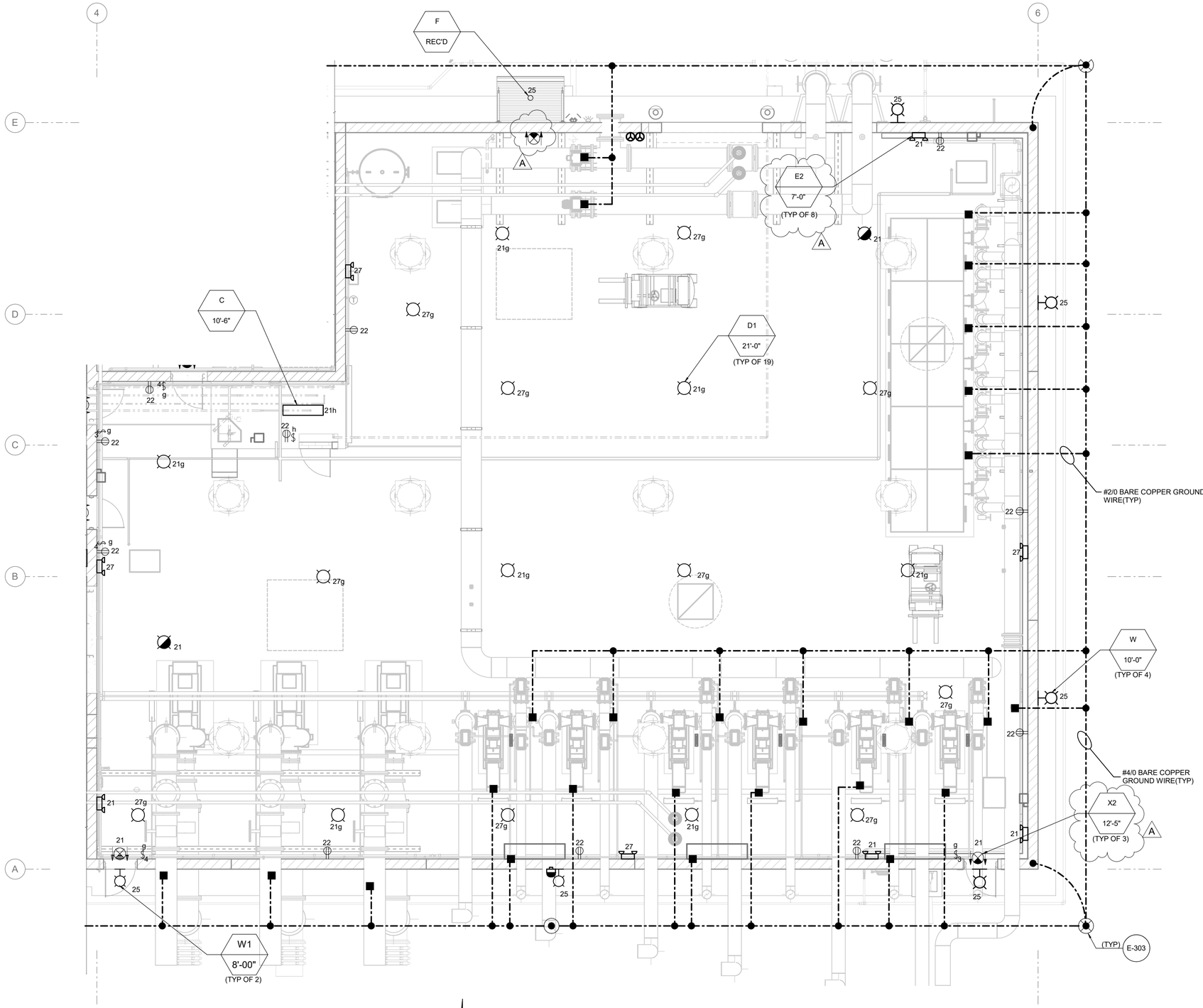

1 / 35-E-101 LIGHTING, RECEPTACLE AND GROUNDING PARTIAL PLAN - III

SCALE: 3/16" = 1'-0"

8/8/2022 8:58:53 PM
BIM 360://Spanish Fork and Mapleton WRF Design/55-20-124_35e-mid.rvt

J-U-B ENGINEERS, INC.

J-U-B ENGINEERS, INC.
392. E. Winchester St., Suite 300
Salt Lake City, UT 84107
Phone: 801.547.0393
www.jub.com

Subconsultant:

Stantec
Stantec
2890 E Cottonwood Pkwy
Ste 300
Salt Lake City, UT 84121
Tel: 801.617.3200
www.stantec.com

AGENCY

REVIEW

REUSE OF DRAWINGS

J-U-B SHALL RETAIN ALL COMMON LAW, STATUTORY, COPYRIGHT AND OTHER RESERVED RIGHTS IN THE DRAWINGS, SPECIFICATIONS AND ALL OTHER DOCUMENTS PREPARED BY J-U-B. ALL SUCH DOCUMENTS SHALL NOT BE REUSED WITHOUT J-U-B'S PRIOR WRITTEN CONSENT. ANY REUSE WITHOUT WRITTEN CONSENT BY J-U-B WILL BE AT CLIENT'S SOLE RISK AND WITHOUT LIABILITY OR LEGAL EXPOSURE TO J-U-B.

NO.	DESCRIPTION	BY	APR.	DATE

REVISION

SPANISH FORK & MAPLETON WRF
SPANISH FORK CITY CORPORATION

35 - MBR SUPPORT BUILDING
LIGHTING, RECEPTACLE AND GROUNDING PARTIAL PLAN - III

FILE:
JUB PROJ. #: 55-20-124
DRAWN BY: TBD
DESIGN BY: KES
CHECKED BY: SK

ONE INCH
AT FULL SIZE, IF NOT ONE INCH, SCALE ACCORDINGLY

LAST UPDATED: 07/08/2022

DRAWING:
35-E-408

SHEET: OF

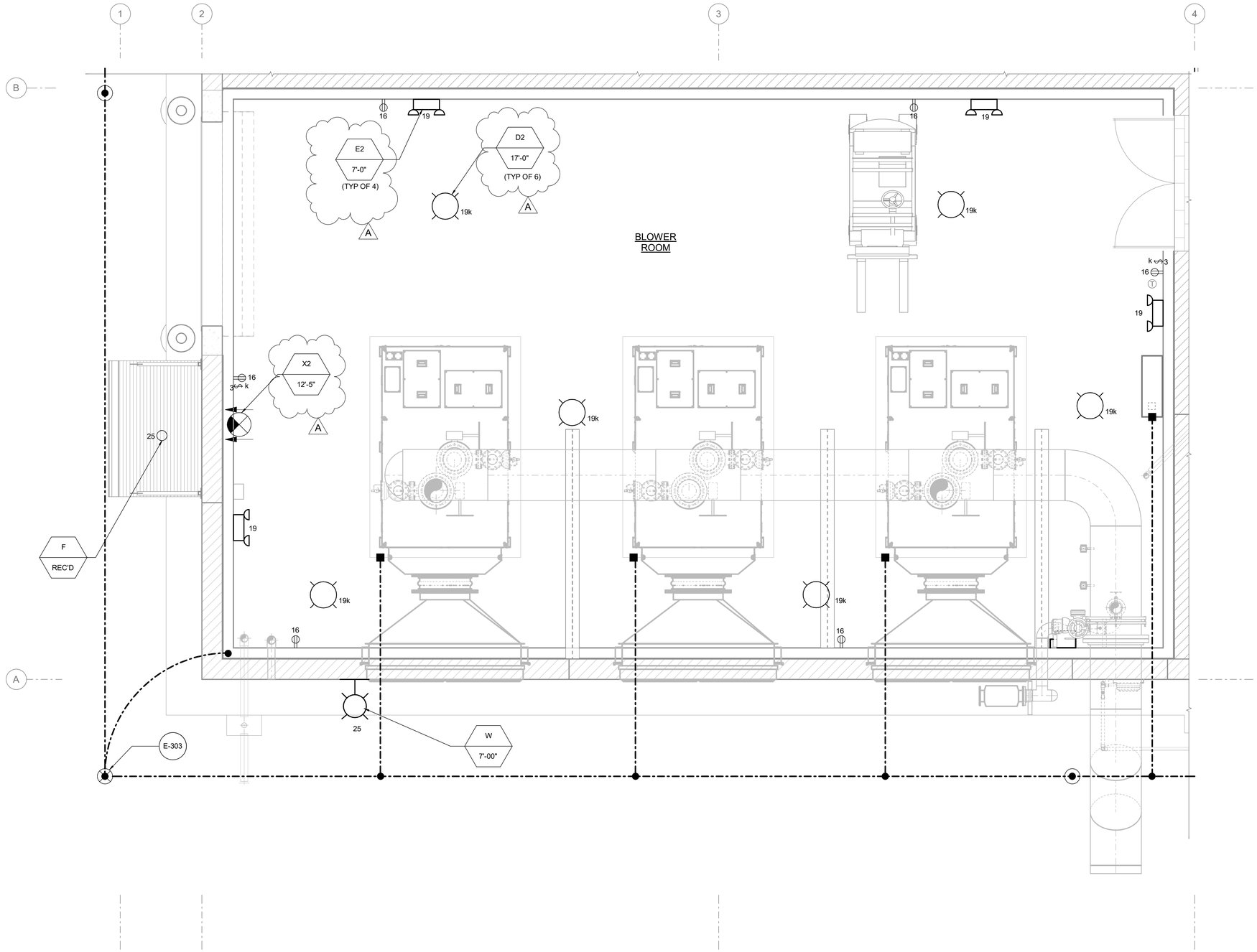

1 / 35-E-101 LIGHTING, RECEPTACLE AND GROUNDING PARTIAL PLAN - IV

SCALE: 3/8" = 1'-0"

8/8/2022 6:59:01 PM
BIM 360://Spanish Fork and Mapleton WRF Design/55-20-124_35e-mid.rvt

J-U-B ENGINEERS, INC.

J-U-B ENGINEERS, INC.
392. E. Winchester St., Suite 300
Salt Lake City, UT 84107
Phone: 801.547.0393
www.jub.com

Subconsultant:

Stantec

Stantec
2890 E Cottonwood Pkwy
Ste 300
Salt Lake City, UT 84121
Tel: 801.617.3200
www.stantec.com

AGENCY

REVIEW

REUSE OF DRAWINGS

J-U-B SHALL RETAIN ALL COMMON LAW, STATUTORY, COPYRIGHT AND OTHER RESERVED RIGHTS IN THE DRAWINGS, SPECIFICATIONS, AND ALL OTHER DOCUMENTS PREPARED BY J-U-B. THESE DOCUMENTS SHALL NOT BE REUSED WITHOUT J-U-B'S PRIOR WRITTEN CONSENT. ANY REUSE WITHOUT WRITTEN CONSENT BY J-U-B WILL BE AT CLIENT'S SOLE RISK AND WITHOUT LIABILITY OR LEGAL EXPOSURE TO J-U-B.

NO.	DESCRIPTION	BY	APR.	DATE

REVISION

SPANISH FORK & MAPLETON WRF
SPANISH FORK CITY CORPORATION

35 - MBR SUPPORT BUILDING
LIGHTING, RECEPTACLE AND GROUNDING PARTIAL PLAN - IV

FILE:
JUB PROJ. #: 55-20-124
DRAWN BY: TBD
DESIGN BY: KES
CHECKED BY: SK

ONE INCH
AT FULL SIZE. IF NOT ONE INCH, SCALE ACCORDINGLY

LAST UPDATED: 07/08/2022

DRAWING:
35-E-409

SHEET: OF

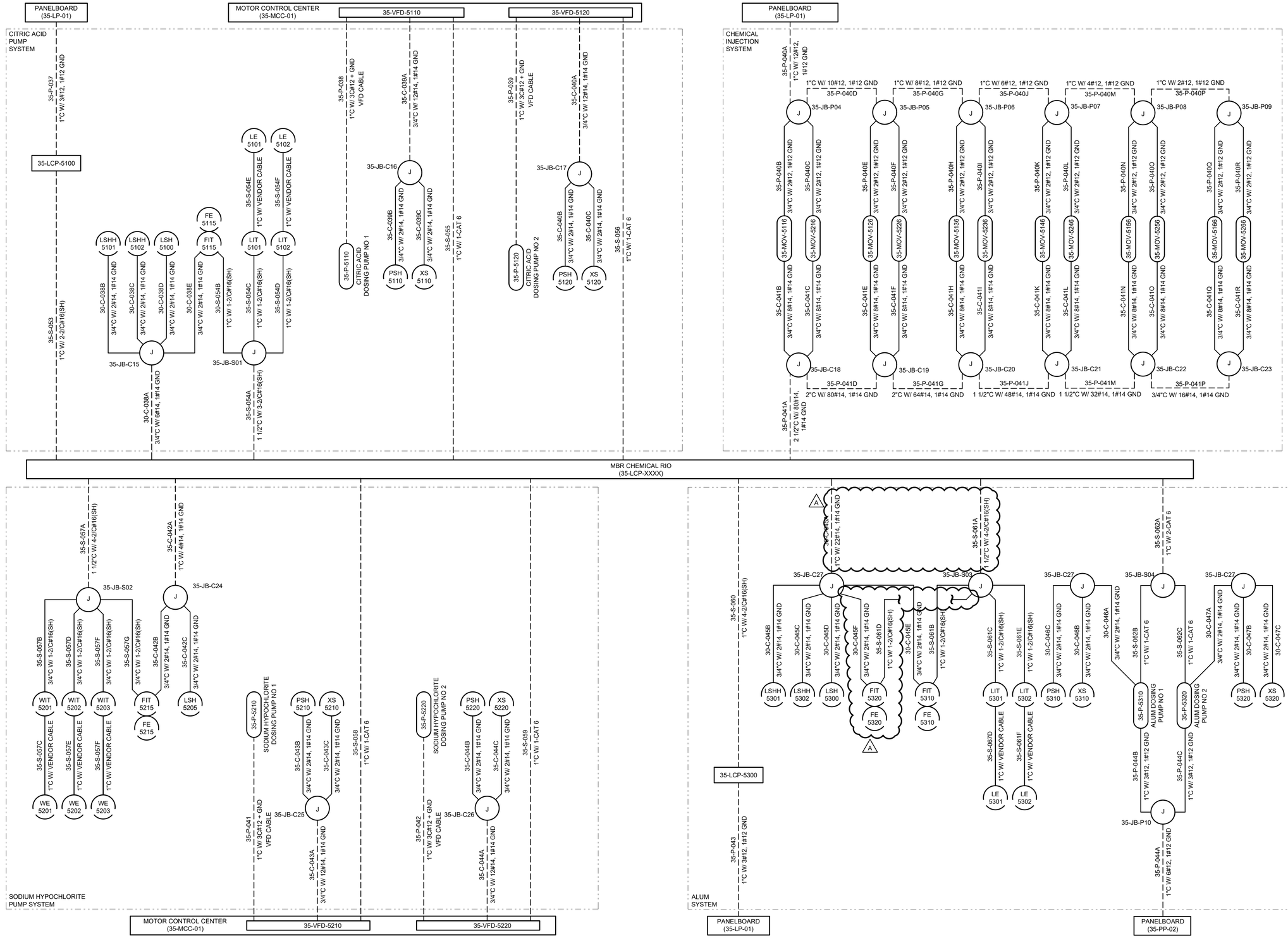

Plot Date:8/8/2022 8:34 AM Plotted By: Smith, Keith
Date Created:8/4/2022 C:\PW_WORKING\WTRKESMITH\D0202682\55-20-124-35E-604.DWG

J-U-B ENGINEERS, INC.

J-U-B ENGINEERS, INC.
392 E. Winchester St., Suite 300
Salt Lake City, UT 84107
Phone: 801.547.0393
www.jub.com

Subconsultant:

Stantec
2890 E Cottonwood Pkwy
Suite 300, Salt Lake City, Ut 84121
Tel: +1.801.617.3200
www.stantec.com

AGENCY

REVIEW

REUSE OF DRAWINGS:
J-U-B SHALL RETAIN ALL COMMON LAW, STATUTORY, COPYRIGHT AND OTHER RESERVED RIGHTS OF THESE DRAWINGS, AND THE SAME SHALL NOT BE REUSED WITHOUT J-U-B'S PRIOR WRITTEN CONSENT. ANY REUSE WITHOUT WRITTEN CONSENT BY J-U-B WILL BE AT CLIENT'S SOLE RISK AND WITHOUT LIABILITY OR LEGAL EXPOSURE TO J-U-B.

NO.	DESCRIPTION	BY	APPL	DATE
	REVISION			

SPANISH FORK & MAPLETON WRF
SPANISH FORK CITY CORPORATION

35 - MBR SUPPORT BUILDING
CONDUIT DEVELOPMENT - IV

FILE :	55-20-124-35E-604
JUB PROJ. # :	55-20-124
DRAWN BY:	KES
DESIGN BY:	KES
CHECKED BY:	SK

ONE INCH
AT FULL SIZE, IF NOT ONE INCH, SCALE ACCORDINGLY

LAST UPDATED: 8/4/2022

DRAWING:
35-E-604

SHEET: ## OF

SHEET KEYNOTE

2	COIL GROUND WIRE FOR FUTURE CONNECTION.

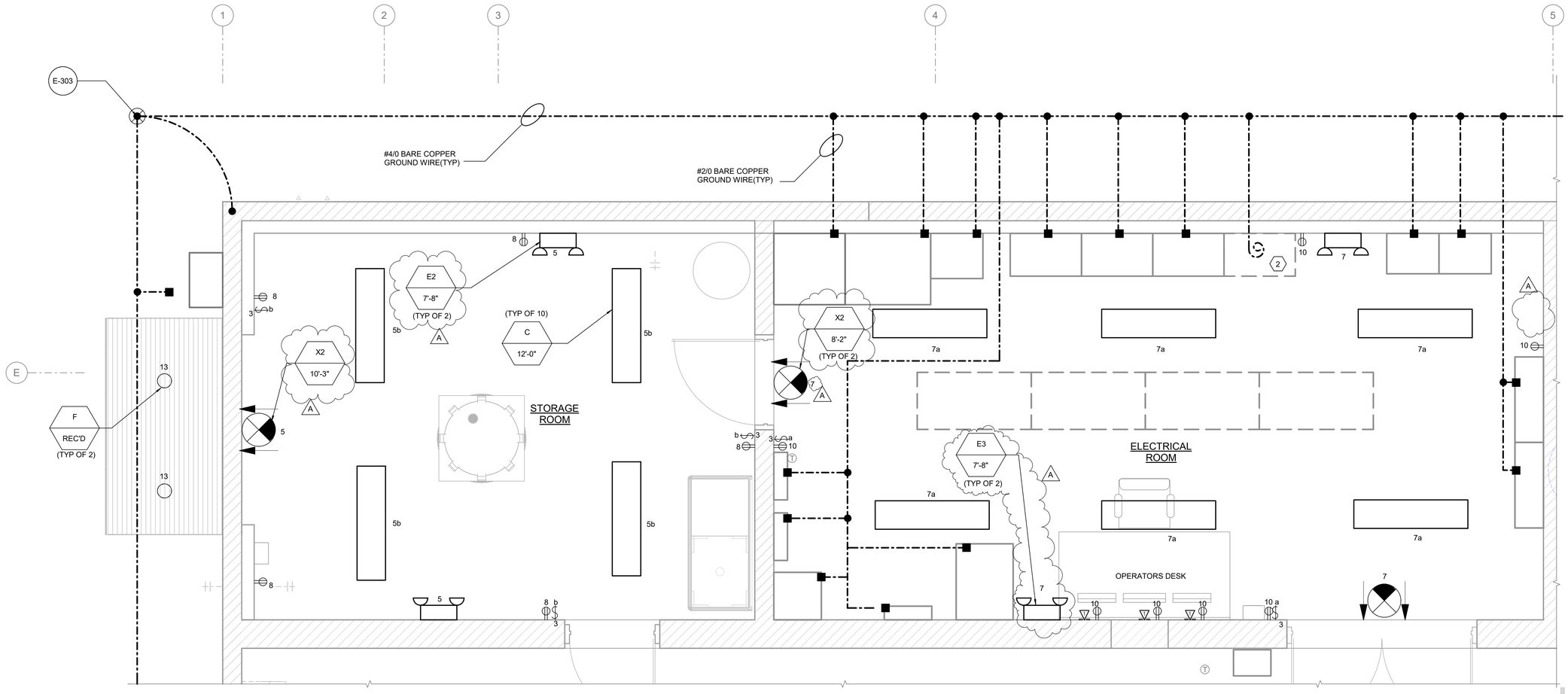

1 / 50-E-101 LIGHTING, RECEPTACLE AND GROUNDING PARTIAL PLAN - I

SCALE: 1/2" = 1'-0"

8/5/2022 4:18:06 PM
BM 360 /P/Spanish Fork and Mapleton WRF Design/55-20-124_50e-md.rvt

J-U-B ENGINEERS, INC.

J-U-B ENGINEERS, INC.
392 E. Winchester St., Suite 300
Salt Lake City, UT 84107
Phone: 801.547.0393
www.jub.com

Subconsultant:

Stantec
Stantec
2890 E Cottonwood Pkwy
Ste 300
Salt Lake City, UT 84121
Tel: 801.617.3200
www.stantec.com

AGENCY

REVIEW

REUSE OF DRAWINGS

J-U-B SHALL RETAIN ALL COMMON LAW, STATUTORY, COPYRIGHT AND OTHER RESERVED RIGHTS IN THE DRAWINGS, AND THE DRAWINGS SHALL NOT BE REUSED WITHOUT J-U-B'S PRIOR WRITTEN CONSENT. ANY REUSE WITHOUT WRITTEN CONSENT BY J-U-B WILL BE AT CLIENT'S SOLE RISK AND WITHOUT LIABILITY OR LEGAL EXPOSURE TO J-U-B.

NO.	DESCRIPTION	BY	APR.	DATE

REVISION

SPANISH FORK & MAPLETON WRF
SPANISH FORK CITY CORPORATION

50 - UV DISINFECTION
LIGHTING, RECEPTACLE AND GROUNDING PARTIAL PLAN - I

FILE:
JUB PROJ. #: 55-20-124
DRAWN BY: TBD
DESIGN BY: KES
CHECKED BY:SK
ONE INCH
AT FULL SIZE, IF NOT ONE INCH, SCALE ACCORDINGLY
LAST UPDATED: 07/08/2022

DRAWING:
50-E-404

SHEET: OF

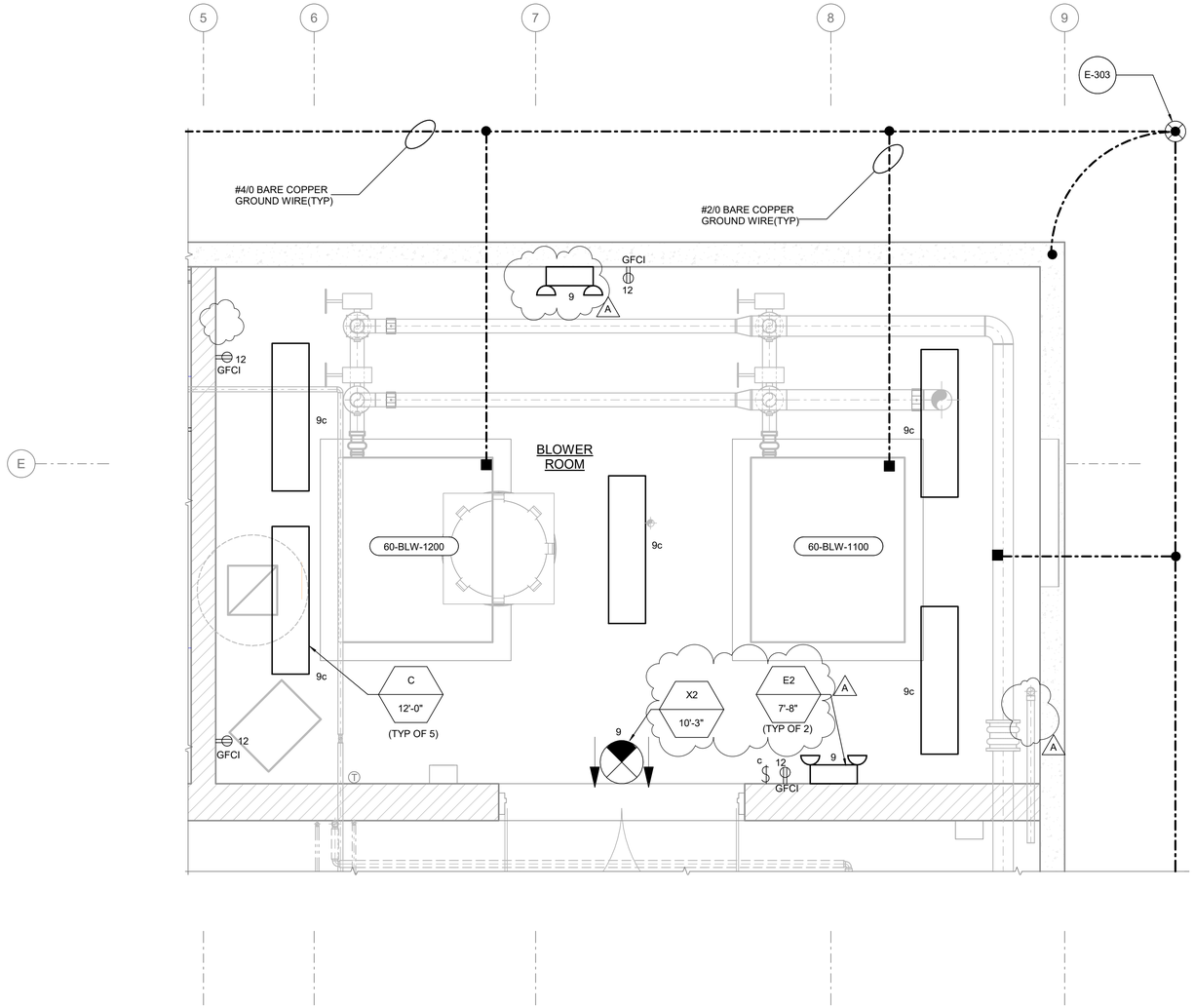

1 / 50-E-101 LIGHTING, RECEPTACLE AND GROUNDING PARTIAL PLAN - II

SCALE: 1/2" = 1'-0"

8/5/2022 4:18:07 PM
BIM 360://Spanish Fork and Mapleton WRF Design/55-20-124_50e-mid.rvt

J-U-B ENGINEERS, INC.

J-U-B ENGINEERS, INC.
392 E. Winchester St., Suite 300
Salt Lake City, UT 84107
Phone: 801.547.0393
www.jub.com

Subconsultant:

Stantec
2890 E Cottonwood Pkwy
Ste 300
Salt Lake City, UT 84121
Tel: 801.617.3200
www.stantec.com

AGENCY

REVIEW

REUSE OF DRAWINGS

J-U-B SHALL RETAIN ALL COMMON LAW, STATUTORY, COPYRIGHT AND OTHER RESERVED RIGHTS IN THE DRAWINGS AND OTHER DOCUMENTS PREPARED BY J-U-B. THE DRAWINGS AND OTHER DOCUMENTS PREPARED BY J-U-B SHALL NOT BE REUSED WITHOUT J-U-B'S PRIOR WRITTEN CONSENT. ANY REUSE WITHOUT WRITTEN CONSENT BY J-U-B WILL BE AT CLIENT'S SOLE RISK AND WITHOUT LIABILITY OR LEGAL EXPOSURE TO J-U-B.

NO.	DESCRIPTION	BY	APR.	DATE

REVISION

SPANISH FORK & MAPLETON WRF
SPANISH FORK CITY CORPORATION

50 - UV DISINFECTION
LIGHTING, RECEPTACLE AND GROUNDING PARTIAL PLAN - II

FILE:
JUB PROJ. #: 55-20-124
DRAWN BY: TBD
DESIGN BY: KES
CHECKED BY: SK

ONE INCH
AT FULL SIZE, IF NOT ONE INCH, SCALE ACCORDINGLY

LAST UPDATED: 07/08/2022

DRAWING:
50-E-405

SHEET: OF

SHEET KEYNOTE

2	COIL GROUND WIRE FOR FUTURE CONNECTION.

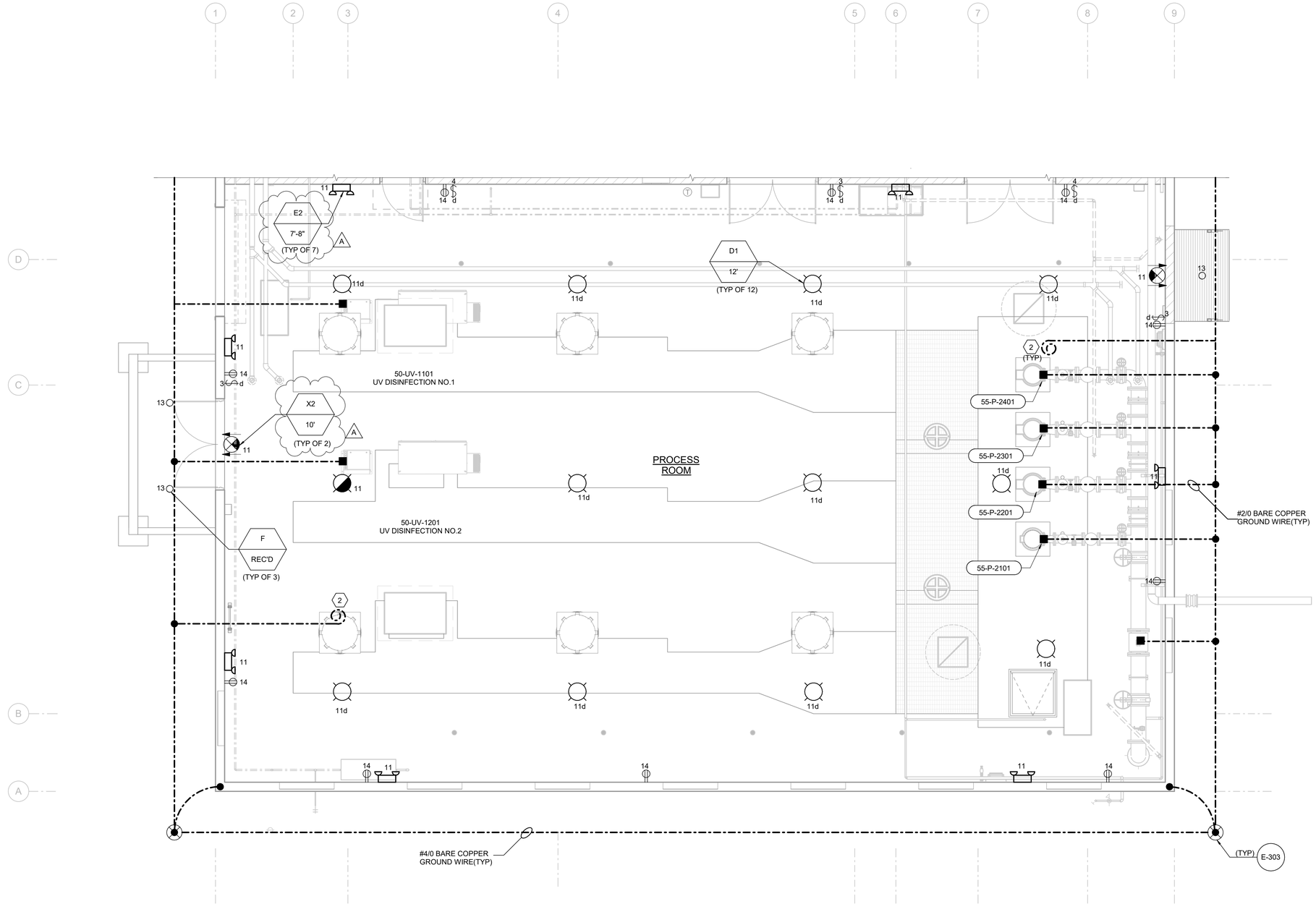

1 / 50-E-101 LIGHTING, RECEPTACLE AND GROUNDING PARTIAL PLAN - III

SCALE: 1/4" = 1'-0"

8/5/2022 4:18:10 PM
BM 360:/Spanish Fork and Mapleton WRF Design/55-20-124_50e-md.rvt

J-U-B ENGINEERS, INC.

J-U-B ENGINEERS, INC.
392 E. Winchester St., Suite 300
Salt Lake City, UT 84107
Phone: 801.547.0393
www.jub.com

Subconsultant:

Stantec

Stantec
2890 E Cottonwood Pkwy
Ste 300
Salt Lake City, UT 84121
Tel: 801.617.3200
www.stantec.com

AGENCY

REVIEW

REUSE OF DRAWINGS

J-U-B SHALL RETAIN ALL COMMON LAW, STATUTORY, COPYRIGHT AND OTHER RESERVED RIGHTS IN THESE DRAWINGS AND SPECIFICATIONS. THEY SHALL NOT BE REUSED WITHOUT J-U-B'S PRIOR WRITTEN CONSENT. ANY REUSE WITHOUT WRITTEN CONSENT BY J-U-B WILL BE AT CLIENT'S SOLE RISK AND WITHOUT LIABILITY OR LEGAL EXPOSURE TO J-U-B.

NO.	DESCRIPTION	BY	APP.	DATE

REVISION

SPANISH FORK & MAPLETON WRF
SPANISH FORK CITY CORPORATION

50 - UV DISINFECTION
LIGHTING, RECEPTACLE AND GROUNDING PARTIAL PLAN - III

FILE:
JUB PROJ. #: 55-20-124
DRAWN BY: TBD
DESIGN BY: KES
CHECKED BY:SK

ONE INCH
AT FULL SIZE, IF NOT ONE INCH, SCALE ACCORDINGLY

LAST UPDATED: 07/08/2022

DRAWING:
50-E-406

SHEET: OF

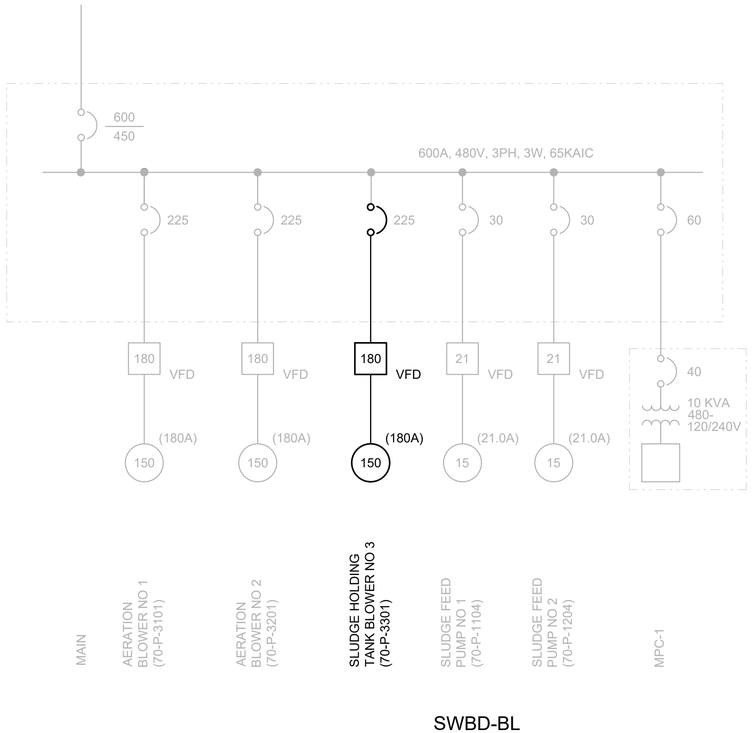

SWBD-BL



SWBD-BL ELEVATION

120/240 VOLTS
60 A MAIN BREAKER
1 PH
3 W
100 A
PANELBOARD: MPC-1
LOCATION: DIGESTER BUILDING
FEED: PNL-BL
MOUNTING: SURFACE

LOAD DESCRIPTION	KVA PH A	KVA PH B	LTG	REC	MIS	CIR	BKR		BKR	CIR	MIS	REC	LTG	KVA PH A	KVA PH B	LOAD DESCRIPTION
* 70-P-3101 FANS CKT 1	1.59				3	1	20		20	2	3			1.59		70-P-3201 FANS CKT 1 *
* 70-P-3101 FANS CKT 2		1.59			3	3	20		20	4	3				1.59	70-P-3201 FANS CKT 2 *
* 70-P-3301 FANS CKT 1	-				3	5	20		20	6				0.25		ETHERNET SWITCH
* 70-P-3301 FANS CKT 2		-			3	7	20		30	8					2.39	EC-1
UH-1	0.5					9	20		20	10				0.0		SPARE
	2.09	1.59				TOTAL			TOTAL					1.84	3.98	
	PHASE LOAD		TOTAL LOAD											PROVIDE: 40A PRIMARY BREAKER AND 60A SECONDARY BREAKER WITH 10KVA, 480V-240/120V, 1PH, 3W XFMR		
	3.93	5.57	9.50 KVA													

* - ONLY 4 OF 6 CIRCUITS TO OPERATE SIMULTANE0USLY

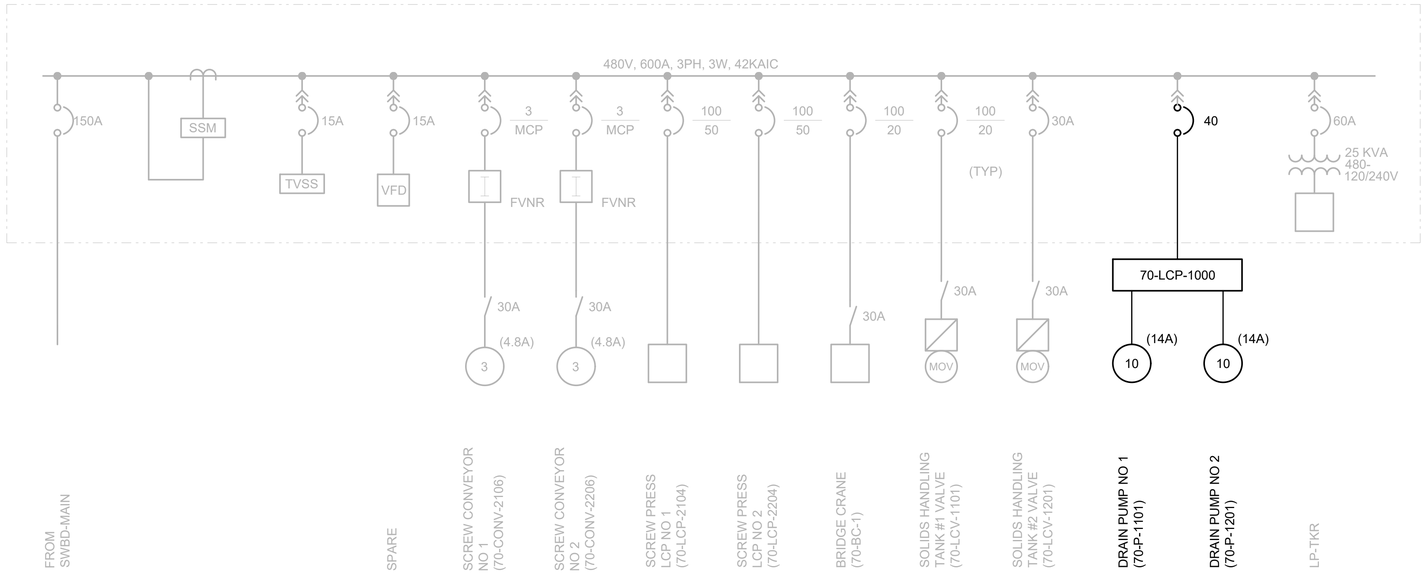

TKR-MCC

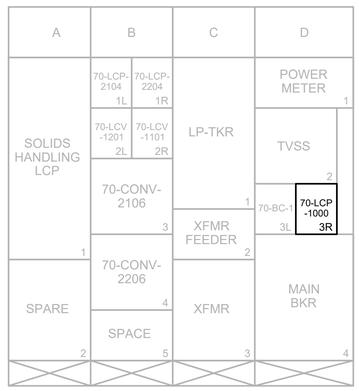

TKR-MCC ELEVATION

J-U-B ENGINEERS, INC.

J-U-B ENGINEERS, INC.
392 E. Winchester St., Suite 300
Salt Lake City, UT 84107
Phone: 801.547.0393
www.jub.com

Subconsultant:
Stantec
Stantec
2890 E Cottonwood Pkwy
Suite 300, Salt Lake City, Ut 84121
Tel: +1.801.617.3200
www.stantec.com

AGENCY

REVIEW

REUSE OF DRAWINGS
J-U-B SHALL RETAIN ALL COMMON LAW STATUTORY, COPYRIGHT AND OTHER RESERVED RIGHTS OF THESE DRAWINGS, AND THE SAME SHALL NOT BE REUSED WITHOUT J-U-B'S PRIOR WRITTEN CONSENT. ANY REUSE WITHOUT WRITTEN CONSENT BY J-U-B WILL BE AT CLIENTS SOLE RISK AND WITHOUT LIABILITY OR LEGAL EXPOSURE TO J-U-B.

NO.	DESCRIPTION	BY	APP'L	DATE
	REVISION			

SPANISH FORK & MAPLETON WRF
SPANISH FORK CITY CORPORATION

70 - EXISTING WRF SINGLE LINE DIAGRAM

FILE : 55-20-124-70E-001
JUB PROJ. # : 55-20-124
DRAWN BY: KES
DESIGN BY: KES
CHECKED BY: SK
ONE INCH
AT FULL SIZE, IF NOT ONE INCH, SCALE ACCORDINGLY
LAST UPDATED: 8/3/2022

DRAWING:
70-E-001

SHEET: ## OF

Plot Date:8/8/2022 8:42 AM Plotted By: Smith, Keith
Data Created:8/3/2022 C:\PW_WORKING\NEW\TRUESMITH\D0222735455\20-124-70E-001.DWG



SHEET KEYNOTES

1	LOCATE THE PRESSURE TRANSMITTER ON THE STAIRWAY LEG NEXT TO EXISTING TRANSMITTER PIT-3103.
2	ROUTE CONDUIT SOUTH ON STAIRWAY FRAME THEN DOWN TO GROUND AND CONTINUE CONDUIT IN DUCTBANK TO DEWATERING BUILDING.
3	ROUTE CONDUIT UP STAIRWAY STRUCTURE TO LEVEL TRANSMITTERS ON TOP LEVEL.
4	TKR-MCC LOCATED INSIDE DEWATERING BUILDING IN SOUTHWEST CORNER OF BUILDING

A

0 20 40
SCALE IN FEET

J-U-B ENGINEERS, INC.
J-U-B ENGINEERS, INC.
392 E. Winchester St., Suite 300
Salt Lake City, UT 84107
Phone: 801.547.0393
www.jub.com

Subconsultant:
Stantec
Stantec
2890 E Cottonwood Pkwy
Suite 300, Salt Lake City, Ut 84121
Tel: +1.801.617.3200
www.stantec.com

AGENCY

REVIEW

REUSE OF DRAWINGS
J-U-B SHALL RETAIN ALL COMMON LAW, STATUTORY, COPYRIGHT AND OTHER RESERVED RIGHTS OF THESE DRAWINGS, AND THE SAME SHALL NOT BE REUSED WITHOUT J-U-B'S PRIOR WRITTEN CONSENT. ANY REUSE WITHOUT WRITTEN CONSENT BY J-U-B WILL BE AT CLIENTS SOLE RISK AND WITHOUT LIABILITY OR LEGAL EXPOSURE TO J-U-B.

NO.	DESCRIPTION	BY	APPR.	DATE
	REVISION			

SPANISH FORK & MAPLETON WRF
SPANISH FORK CITY CORPORATION

70 EXISTING WRF
SITE PLAN

FILE :	55-20-124-70E-101
JUB PROJ. # :	55-20-124
DRAWN BY:	KES
DESIGN BY:	KES
CHECKED BY:	SK

ONE INCH
AT FULL SIZE, IF NOT ONE INCH, SCALE ACCORDINGLY

LAST UPDATED: 8/3/2022

DRAWING:
70-E-101

SHEET: OF

Plot Date:8/8/2022 8:43 AM Plotted By: Smith, Keith
Date Created:8/3/2022 C:\PW_WORKING\WTRKEISMITH\D022273455\20-124-70E-101.DWG

SHEET KEYNOTES

5	RELOCATE EXISTING VFDS OUTSIDE INTO THE BUILDING AFTER DEMOLITION OF EXISTING DIGESTER EQUIPMENT AND AFTER NEW BLOWER IS OPERATIONAL. ONLY ONE VFD TO BE MOVED AT A TIME SUCH THAT TWO BLOWERS ARE ALWAYS AVAILABLE FOR USE.
11	RELOCATE EXISTING VFDS OUTSIDE INTO THE BUILDING AFTER DEMOLITION OF EXISTING DIGESTER EQUIPMENT. ONLY ONE VFD TO BE MOVED AT A TIME SUCH THAT ONE SLUDGE IS ALWAYS AVAILABLE FOR USE. COORDINATE WITH OWNER FOR PREFERRED LOCATION OF VFDS INSIDE.

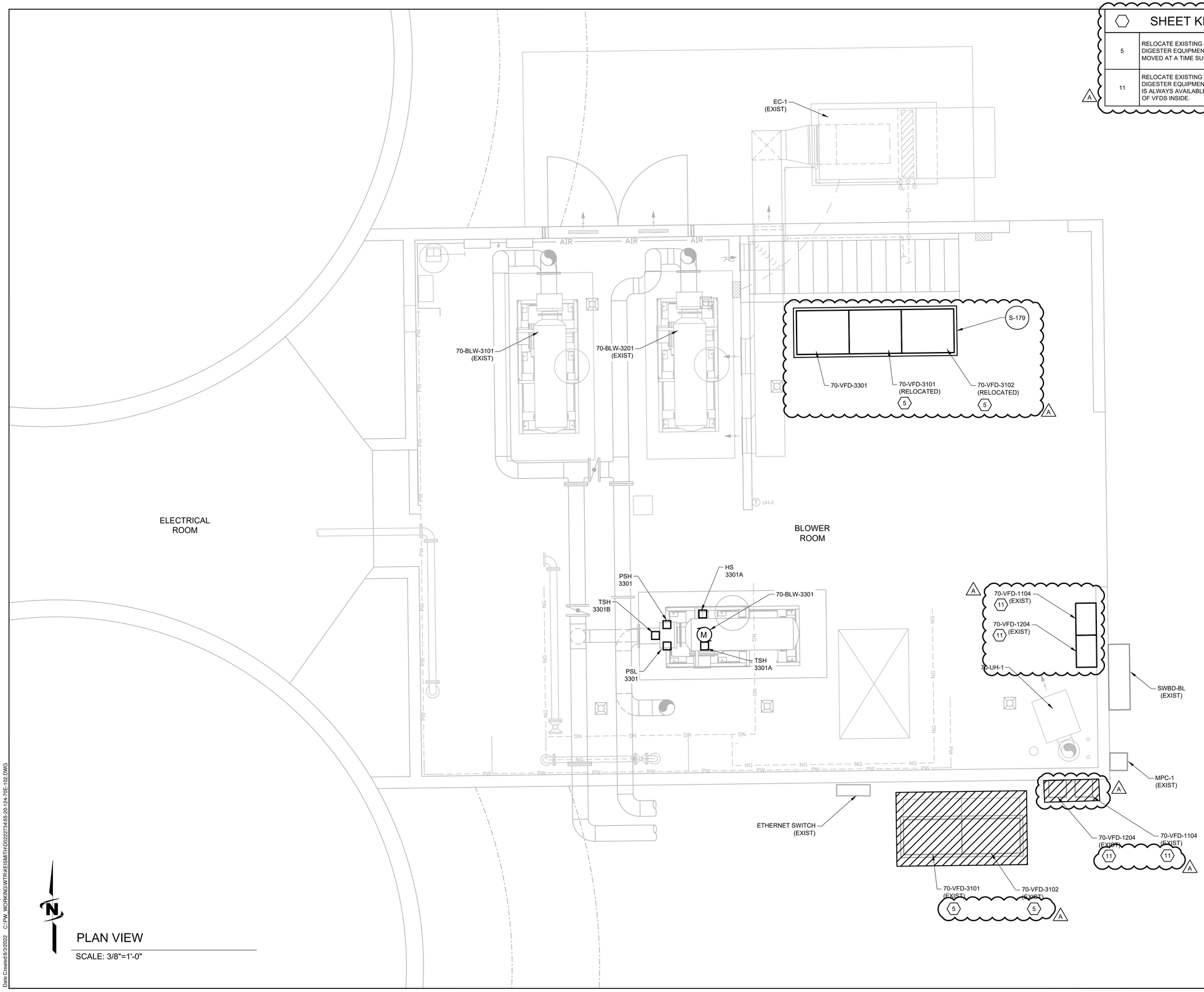

PLAN VIEW

SCALE: 3/8"=1'-0"

J-U-B ENGINEERS, INC.

J-U-B ENGINEERS, INC.
392. E. Winchester St., Suite 300
Salt Lake City, UT 84107
Phone: 801.547.0393
www.jub.com

Subconsultant:

Stantec

Stantec
2890 E Cottonwood Pkwy
Suite 300, Salt Lake City, Ut
84121
Tel: +1.801.617.3200
www.stantec.com

AGENCY

REVIEW

REUSE OF DRAWINGS
J-U-B SHALL RETAIN ALL COMMON LAW, STATUTORY, COPYRIGHT AND OTHER RESERVED RIGHTS OF THESE DRAWINGS, AND THE SAME SHALL NOT BE REUSED WITHOUT J-U-B'S PRIOR WRITTEN CONSENT. ANY REUSE WITHOUT WRITTEN CONSENT BY J-U-B WILL BE AT CLIENT'S SOLE RISK AND WITHOUT LIABILITY OR LEGAL EXPOSURE TO J-U-B.

NO.	DESCRIPTION	BY	APP'L	DATE
	REVISION			

SPANISH FORK & MAPLETON WRF
SPANISH FORK CITY CORPORATION

70 - EXISTING WRF
DIGESTER CONTROL BUILDING
EQUIPMENT LOCATION PLAN

FILE :	55-20-124-70E-102
JUB PROJ. # :	55-20-124
DRAWN BY:	KES
DESIGN BY:	KES
CHECKED BY:	SK

ONE INCH
AT FULL SIZE, IF NOT ONE INCH, SCALE ACCORDINGLY

LAST UPDATED: 8/3/2022

DRAWING:
70-E-102

SHEET: OF

Plot Date:8/8/2022 8:43 AM Plotted By: Smith, Keith
Date Created:8/3/2022 C:\PW_WORKING\WTFKKESMITH1\D0222273455-20-124-70E-102.DWG

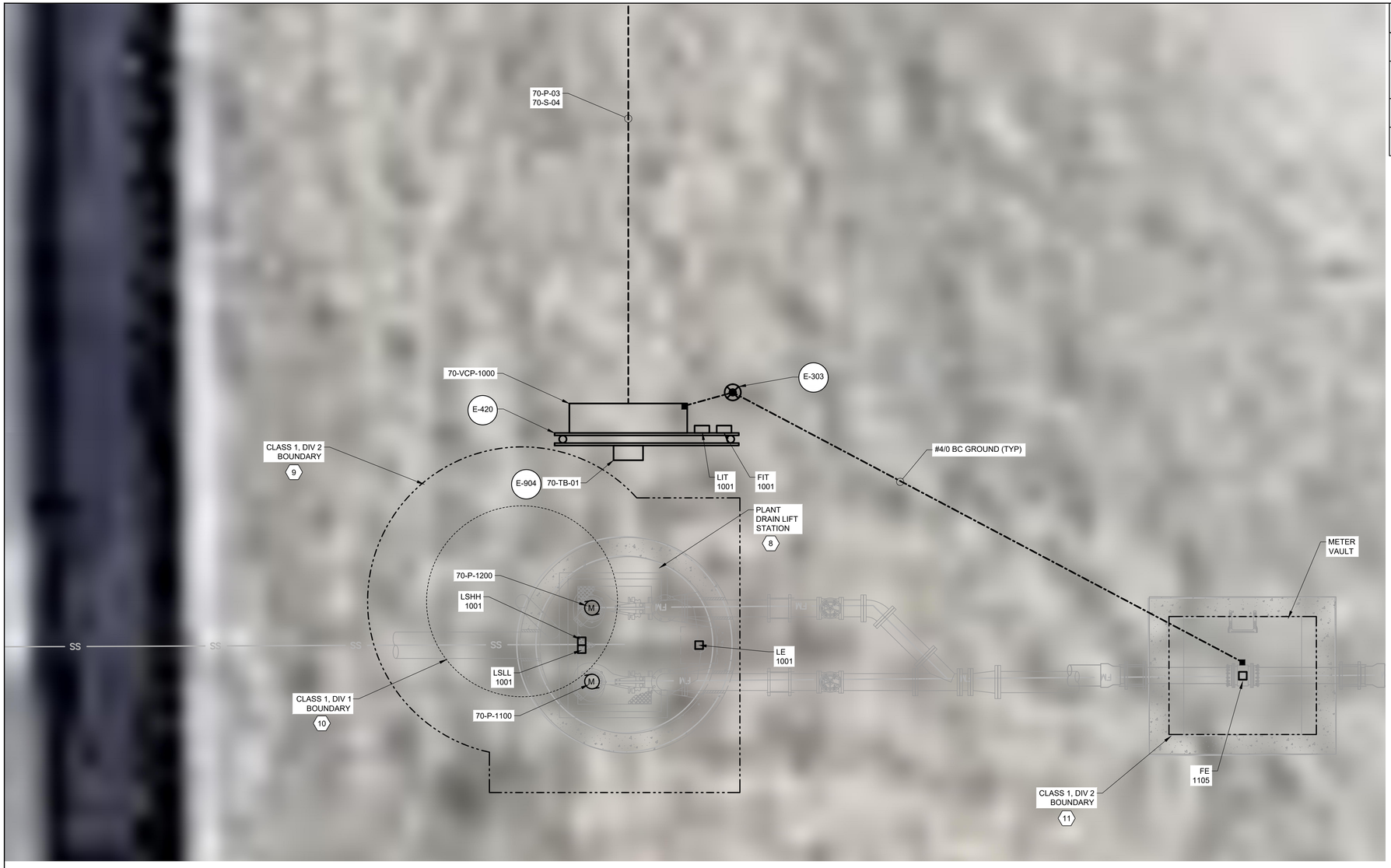

SHEET KEYNOTES

8	INTERIOR OF WETWELL IS CLASS 1, DIV 1 SPACE.
9	CLASS 1, DIV 2 BOUNDARY IS 5' IN ALL DIRECTIONS FROM VENT OPENING AND 3' IN ALL DIRECTIONS FROM HATCH OPENING FOR PUMP STATION AND ENTIRE INSIDE OF METER VAULT
10	CLASS 1, DIV 1 BOUNDARY IS 3' IN ALL DIRECTIONS FROM VENT OPENING
11	INTERIOR OF METER VAULT IS CLASS 1, DIV 2 SPACE.

0 2 4
SCALE IN FEET

J-U-B ENGINEERS, INC.
J-U-B ENGINEERS, INC.
392. E. Winchester St., Suite 300
Salt Lake City, UT 84107
Phone: 801.547.0393
www.jub.com

Subconsultant:
Stantec
Stantec
2890 E Cottonwood Pkwy
Suite 300, Salt Lake City, Ut
84121
Tel: +1.801.617.3200
www.stantec.com

AGENCY

REVIEW

REUSE OF DRAWINGS
J-U-B SHALL RETAIN ALL COMMON LAW, STATUTORY, COPYRIGHT AND OTHER RESERVED RIGHTS OF THESE DRAWINGS, AND THE SAME SHALL NOT BE REUSED WITHOUT J-U-B'S PRIOR WRITTEN CONSENT. ANY REUSE WITHOUT WRITTEN CONSENT BY J-U-B WILL BE AT CLIENTS SOLE RISK AND WITHOUT LIABILITY OR LEGAL EXPOSURE TO J-U-B.

NO.	DESCRIPTION	BY	APPR.	DATE
	REVISION			

SPANISH FORK & MAPLETON WRF
SPANISH FORK CITY CORPORATION

70 EXISTING WRF
DRAIN LIFT STATION AND METER VAULT ELECTRICAL PLAN

A

FILE : 55-20-124-70E-104
JUB PROJ. # : 55-20-124
DRAWN BY: KES
DESIGN BY: KES
CHECKED BY: SK
ONE INCH
AT FULL SIZE, IF NOT ONE INCH, SCALE ACCORDINGLY
LAST UPDATED: 8/5/2022

DRAWING:
A 70-E-104
SHEET: OF

Plot Date:8/8/2022 9:05 AM Plotted By: Smith, Keith
Date Created:8/5/2022 C:\PW_WORKING\WTR\KEISMITH\D0222734\55-20-124-70E-104.DWG

SHEET KEYNOTES

12	PROVIDE NEW CONDUIT AS NECESSARY AND REUSE EXISTING CABLES TO THE EXTENT POSSIBLE. WHERE CABLES CAN NOT BE REUSED, PROVIDE NEW CABLES AS INDICATED.
13	VFDS ARE EXISTING BUT RELOCATED

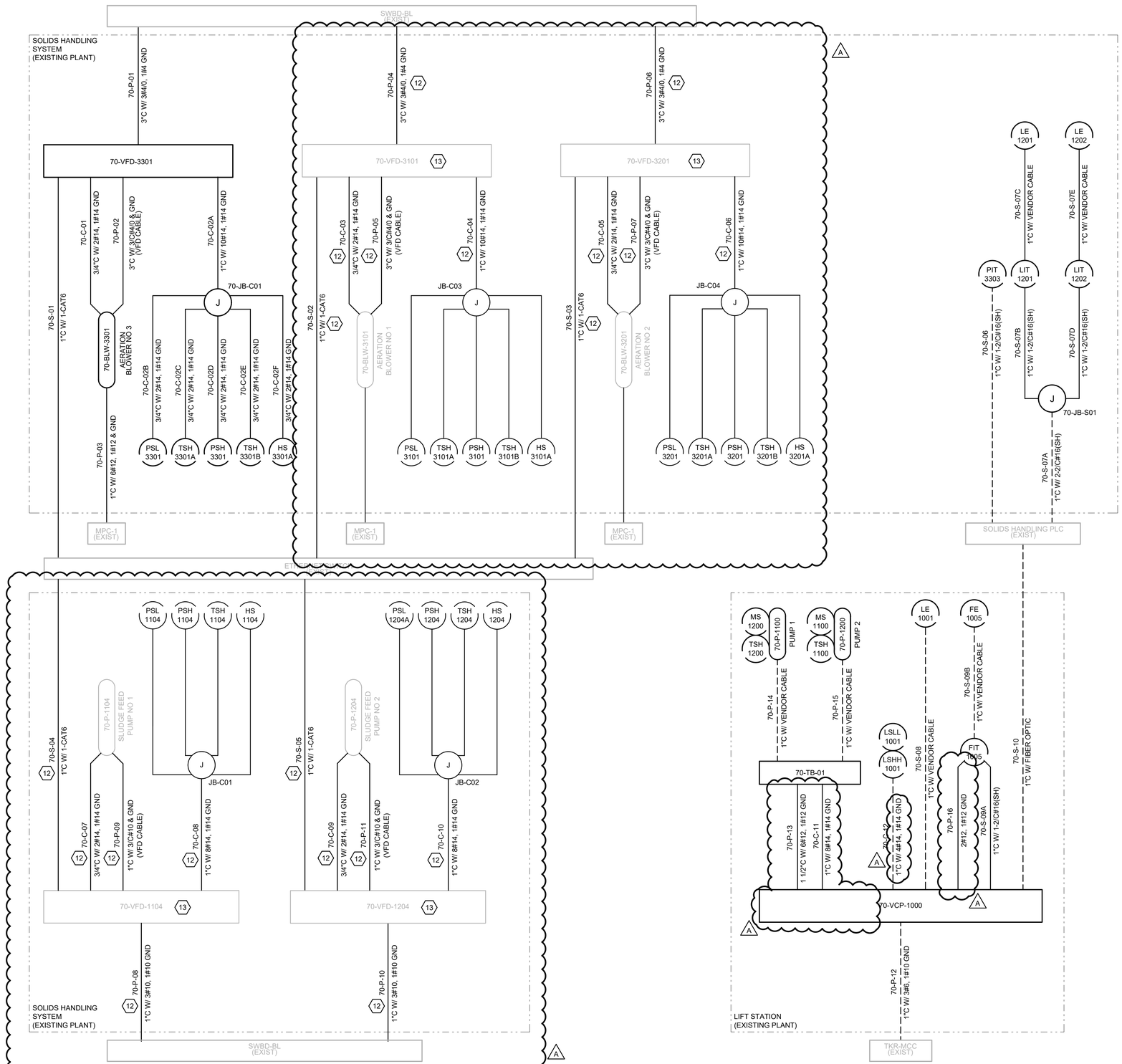

J-U-B ENGINEERS, INC.

J-U-B ENGINEERS, INC.
392. E. Winchester St., Suite 300
Salt Lake City, UT 84107
Phone: 801.547.0393
www.jub.com

Subconsultant:

Stantec

Stantec
2890 E Cottonwood Pkwy
Suite 300, Salt Lake City, Ut 84121
Tel: +1.801.617.3200
www.stantec.com

AGENCY

REVIEW

REUSE OF DRAWINGS
J-U-B SHALL RETAIN ALL COMMON LAW, STATUTORY, COPYRIGHT AND OTHER RESERVED RIGHTS OF THESE DRAWINGS, AND THE SAME SHALL NOT BE REUSED WITHOUT J-U-B'S PRIOR WRITTEN CONSENT. ANY REUSE WITHOUT WRITTEN CONSENT BY J-U-B WILL BE AT CLIENT'S SOLE RISK AND WITHOUT LIABILITY OR LEGAL EXPOSURE TO J-U-B.

NO.	DESCRIPTION	BY	APPR.	DATE
	REVISION			

SPANISH FORK & MAPLETON WRF
SPANISH FORK CITY CORPORATION

95 - EXISTING WRF CONDUIT DEVELOPMENT

FILE :	55-20-124-70E-602
JUB PROJ. # :	55-20-124
DRAWN BY:	KES
DESIGN BY:	KES
CHECKED BY:	SK

ONE INCH
AT FULL SIZE, IF NOT ONE INCH, SCALE ACCORDINGLY

LAST UPDATED: 8/3/2022

DRAWING:
70-E-602

SHEET: ## OF

Plot Date:8/8/2022 8:44 AM Plotted By: Smith, Keith
Date Created:8/3/2022 C:\PW_WORKING\WTR\KEISMITH\D022273455-20-124-70E-602.DWG